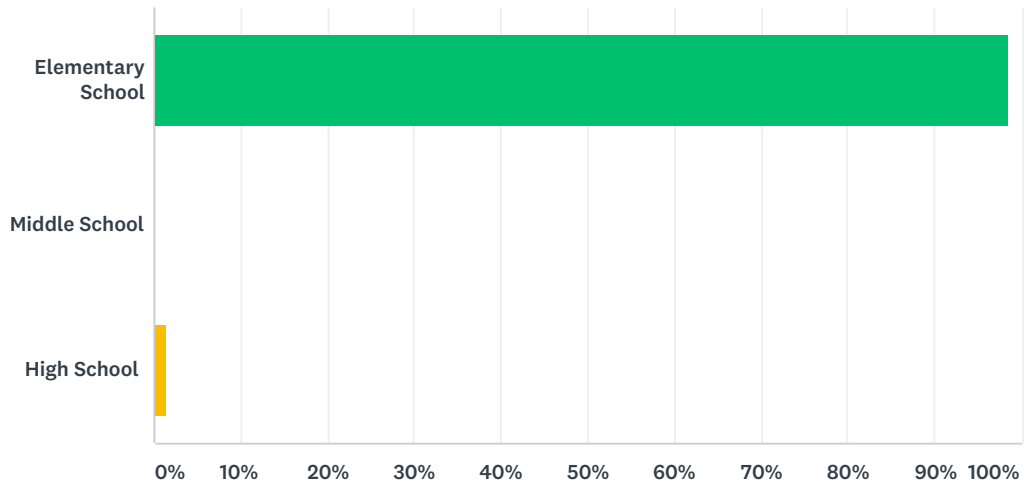


Q1 My child goes to:

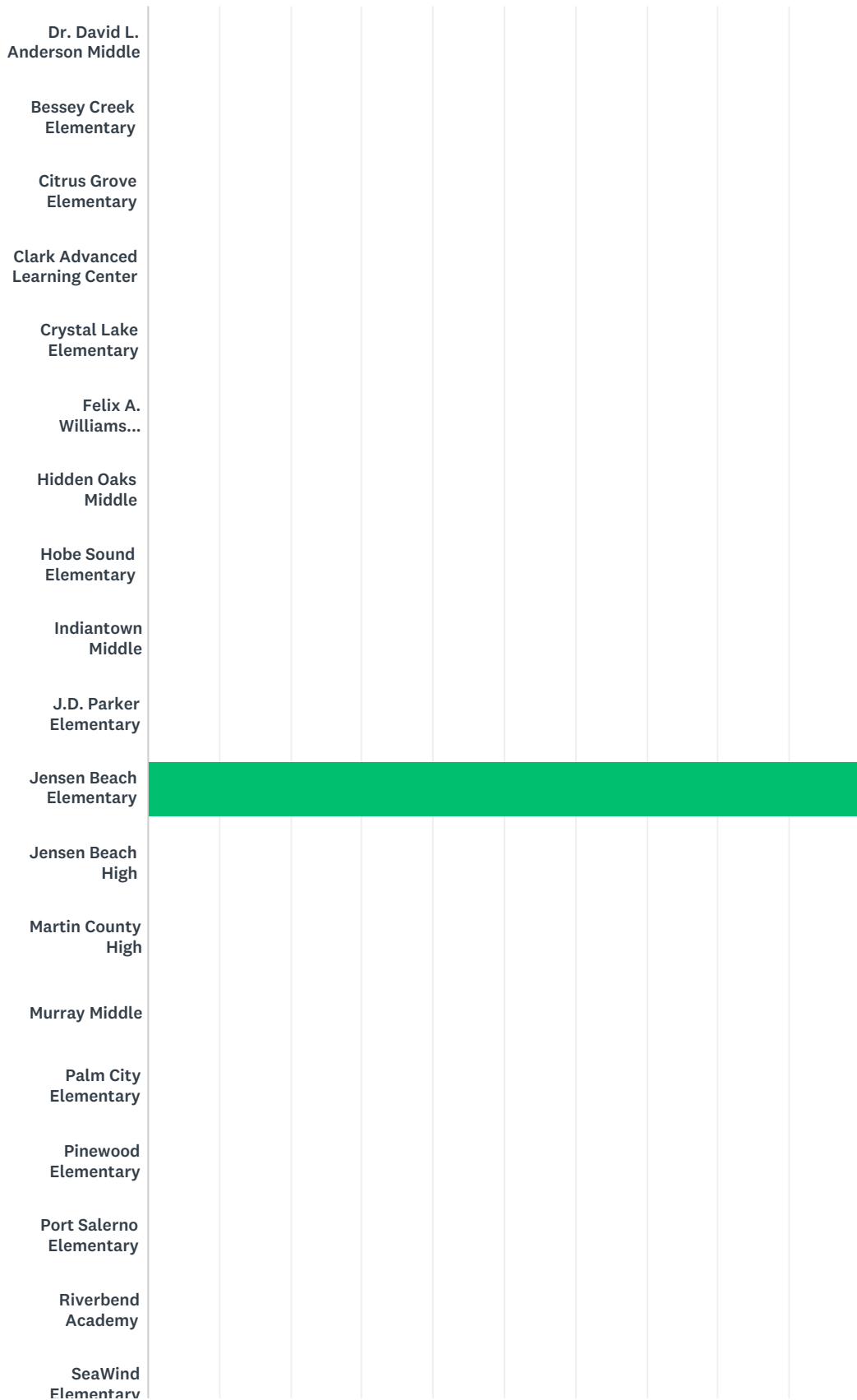
Answered: 361 Skipped: 0



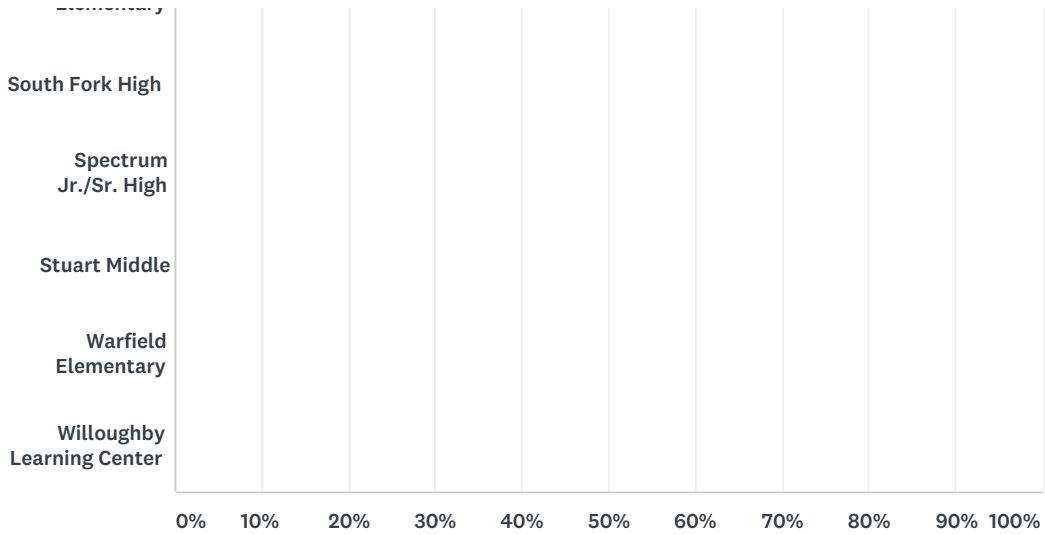
ANSWER CHOICES	RESPONSES	
Elementary School	98.61%	356
Middle School	0.00%	0
High School	1.39%	5
TOTAL		361

Q2 My child goes to the following school:

Answered: 361 Skipped: 0



Satisfaction & Engagement Survey (Parents) 2019



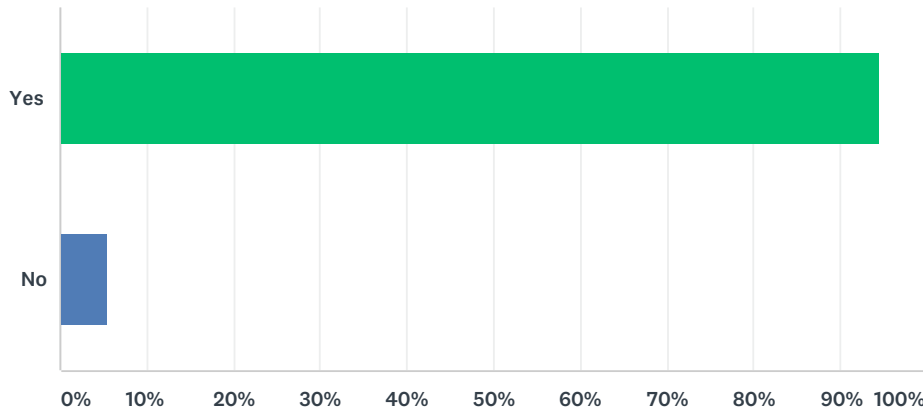
ANSWER CHOICES	RESPONSES	
Dr. David L. Anderson Middle	0.00%	0
Bessey Creek Elementary	0.00%	0
Citrus Grove Elementary	0.00%	0
Clark Advanced Learning Center	0.00%	0
Crystal Lake Elementary	0.00%	0
Felix A. Williams Elementary	0.00%	0
Hidden Oaks Middle	0.00%	0
Hobe Sound Elementary	0.00%	0
Indiantown Middle	0.00%	0
J.D. Parker Elementary	0.00%	0
Jensen Beach Elementary	100.00%	361
Jensen Beach High	0.00%	0
Martin County High	0.00%	0
Murray Middle	0.00%	0
Palm City Elementary	0.00%	0
Pinewood Elementary	0.00%	0
Port Salerno Elementary	0.00%	0
Riverbend Academy	0.00%	0
SeaWind Elementary	0.00%	0
South Fork High	0.00%	0
Spectrum Jr./Sr. High	0.00%	0
Stuart Middle	0.00%	0
Warfield Elementary	0.00%	0

Satisfaction & Engagement Survey (Parents) 2019

Willoughby Learning Center	0.00%	0
TOTAL		361

Q3 I understand the academic expectations for my child.

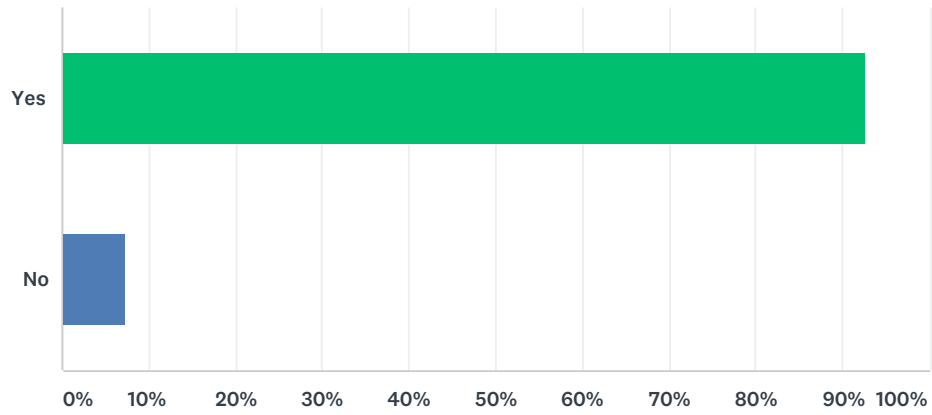
Answered: 361 Skipped: 0



ANSWER CHOICES	RESPONSES	
Yes	94.46%	341
No	5.54%	20
TOTAL		361

Q4 My child's school gives me information to help my child.

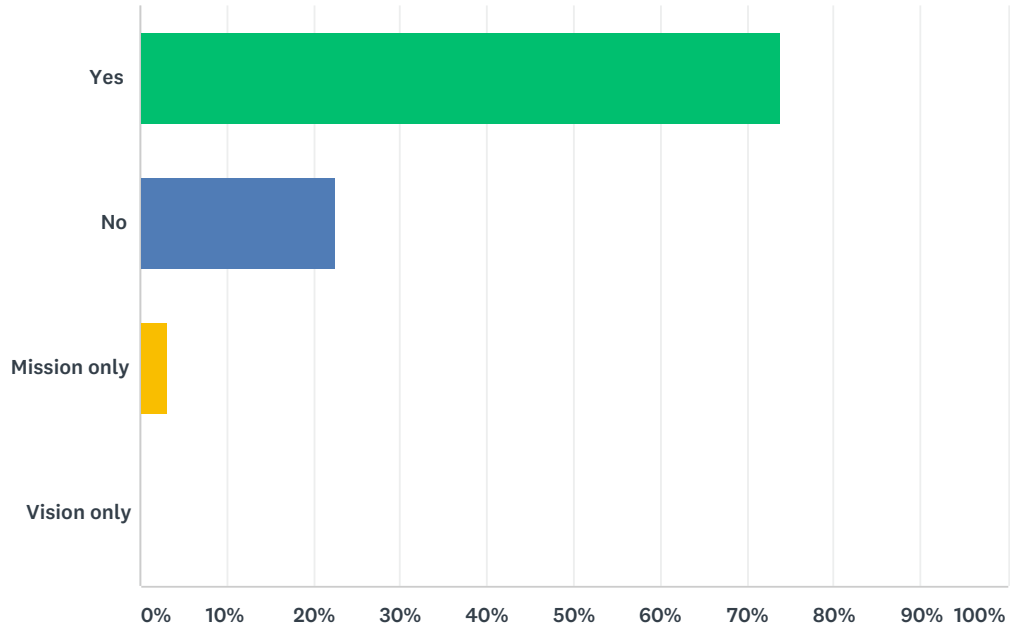
Answered: 359 Skipped: 2



ANSWER CHOICES	RESPONSES	
Yes	92.76%	333
No	7.24%	26
TOTAL		359

Q5 I know my school's mission/vision.

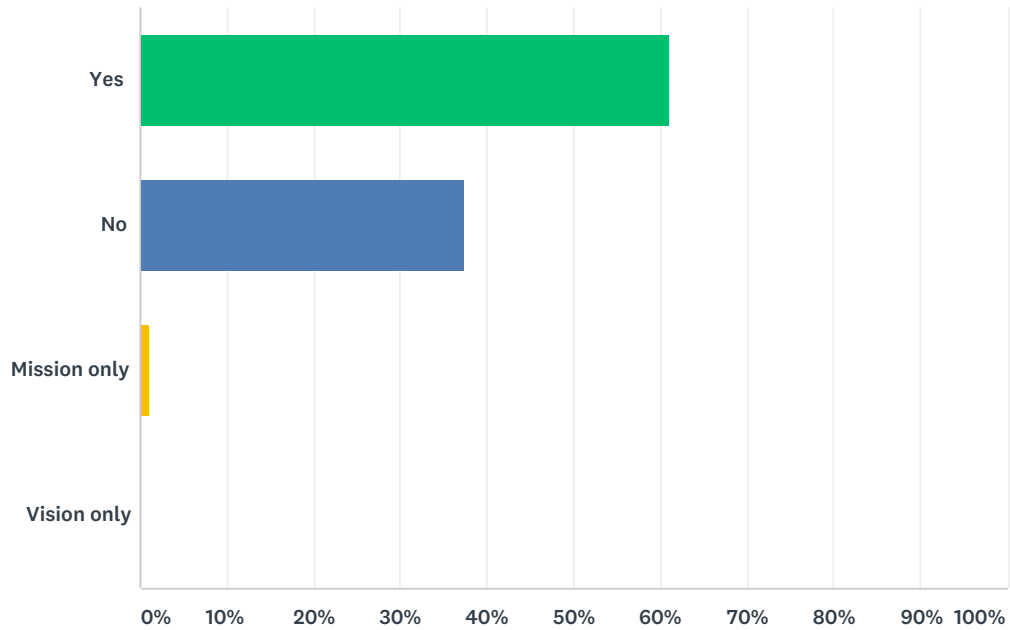
Answered: 357 Skipped: 4



ANSWER CHOICES	RESPONSES	
Yes	73.95%	264
No	22.69%	81
Mission only	3.08%	11
Vision only	0.28%	1
TOTAL		357

Q6 I know the Martin County School District's mission/vision.

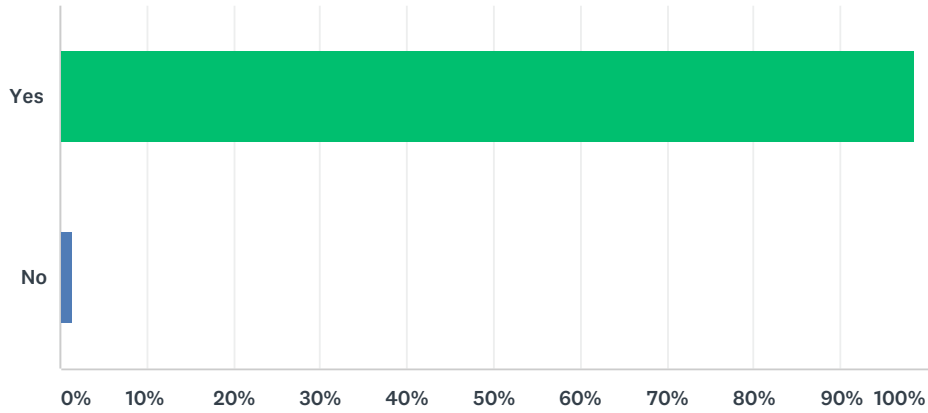
Answered: 360 Skipped: 1



ANSWER CHOICES	RESPONSES	
Yes	61.11%	220
No	37.50%	135
Mission only	1.11%	4
Vision only	0.28%	1
TOTAL		360

Q7 My child's school gives opportunities for and encourages me to participate in parent/teacher conferences, school activities, special programs, and meetings.

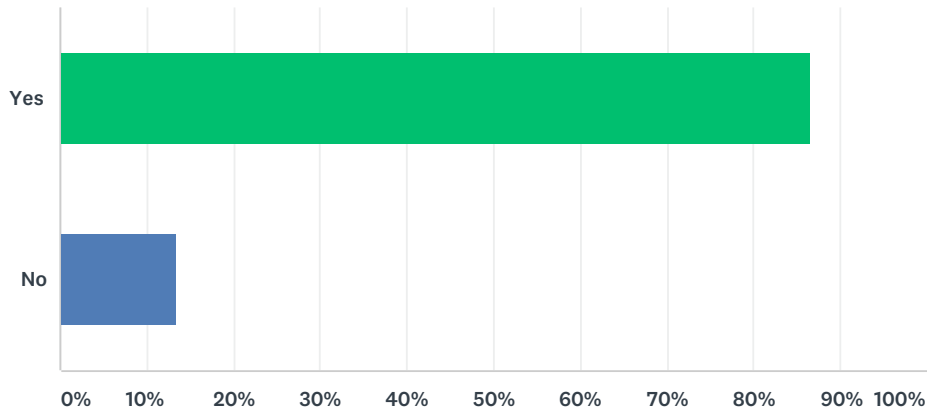
Answered: 360 Skipped: 1



ANSWER CHOICES	RESPONSES	
Yes	98.61%	355
No	1.39%	5
TOTAL		360

Q8 Were you able to attend a parent/teacher conference?

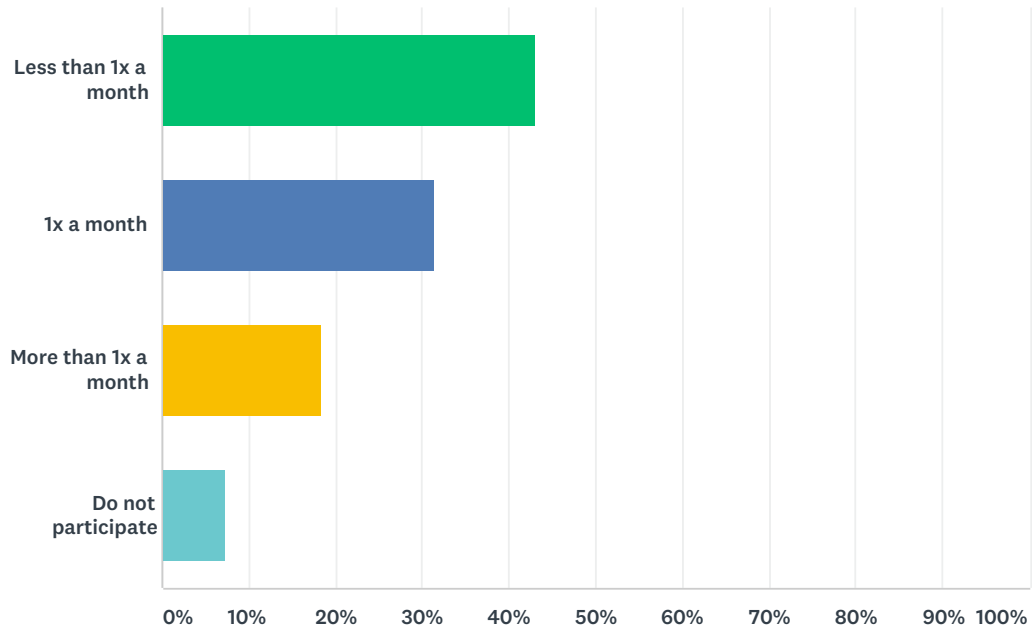
Answered: 360 Skipped: 1



ANSWER CHOICES	RESPONSES	
Yes	86.67%	312
No	13.33%	48
TOTAL		360

Q9 On average, how often do you participate in school events?

Answered: 360 Skipped: 1



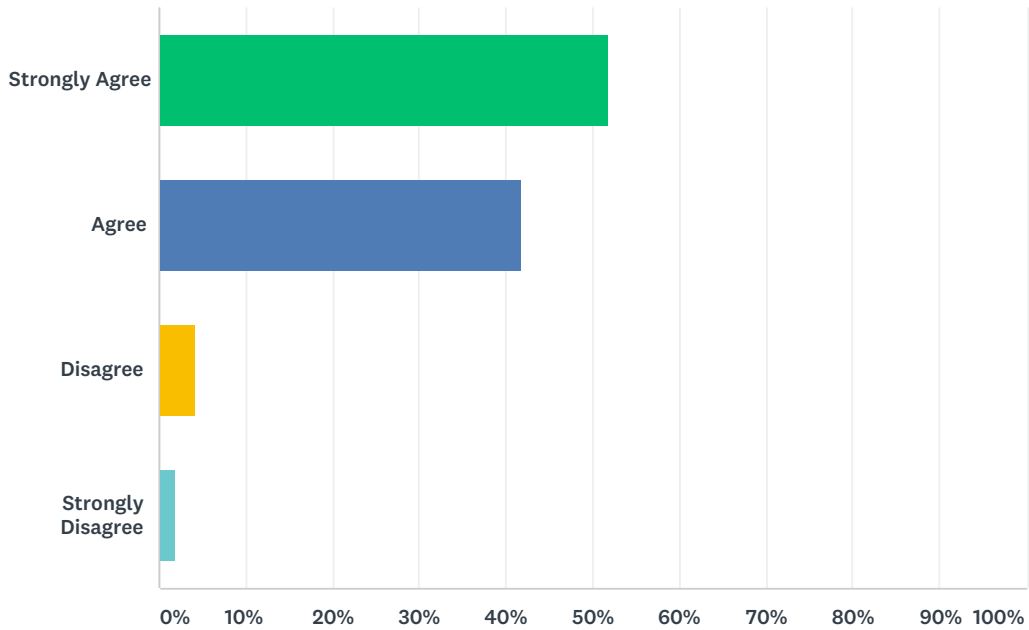
ANSWER CHOICES	RESPONSES	
Less than 1x a month	43.06%	155
1x a month	31.39%	113
More than 1x a month	18.33%	66
Do not participate	7.22%	26
TOTAL		360

Q10 What makes it easy for you to participate in school events?

Answered: 230 Skipped: 131

Q11 Overall, I am satisfied with my child's school.

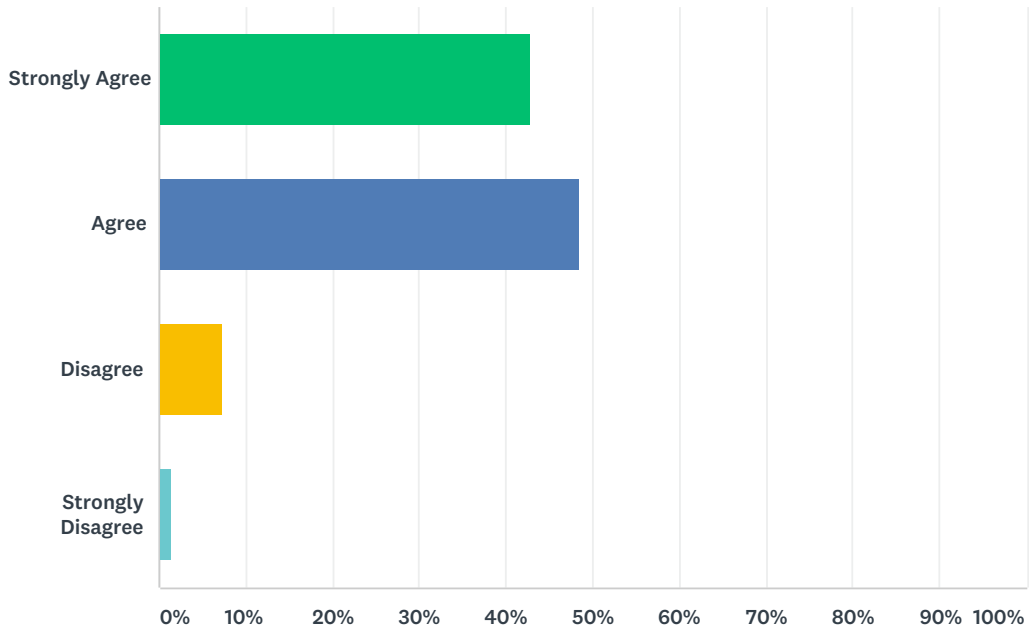
Answered: 360 Skipped: 1



ANSWER CHOICES	RESPONSES	
Strongly Agree	51.94%	187
Agree	41.94%	151
Disagree	4.17%	15
Strongly Disagree	1.94%	7
TOTAL		360

Q12 The school gives instruction that meets the individual needs of my child.

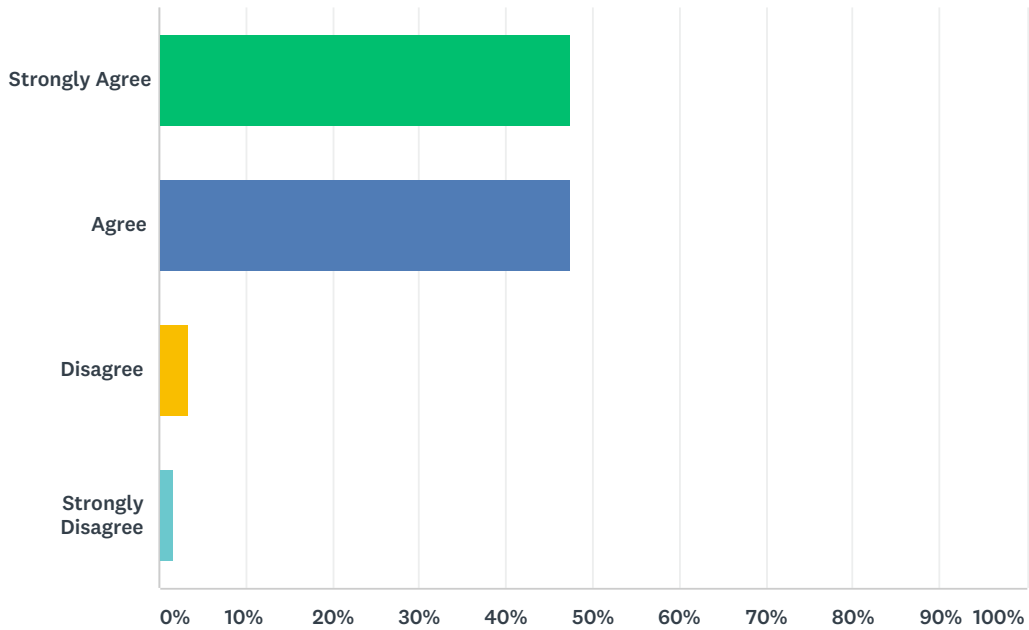
Answered: 359 Skipped: 2



ANSWER CHOICES	RESPONSES	
Strongly Agree	42.90%	154
Agree	48.47%	174
Disagree	7.24%	26
Strongly Disagree	1.39%	5
TOTAL		359

Q13 I am satisfied with my child's access to technology at school.

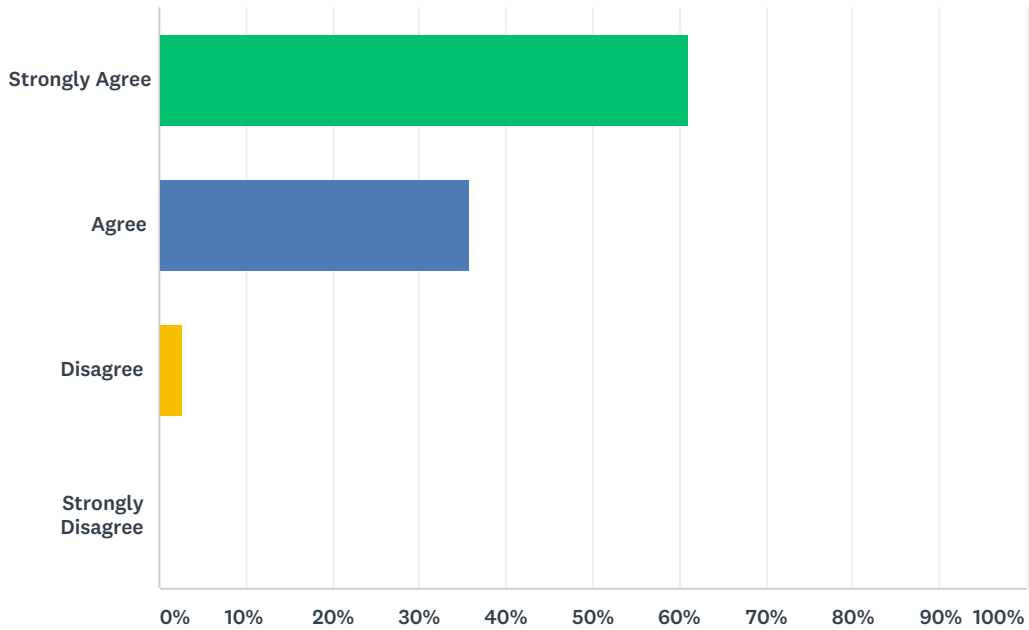
Answered: 360 Skipped: 1



ANSWER CHOICES	RESPONSES	
Strongly Agree	47.50%	171
Agree	47.50%	171
Disagree	3.33%	12
Strongly Disagree	1.67%	6
TOTAL		360

Q14 I am satisfied with my child's access to technology at home.

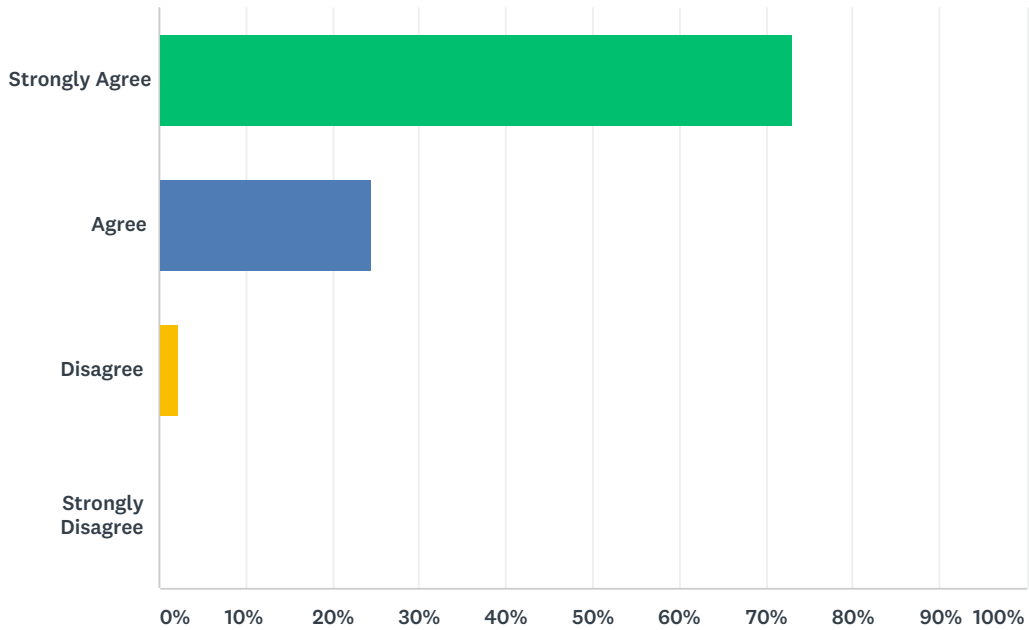
Answered: 360 Skipped: 1



ANSWER CHOICES	RESPONSES	
Strongly Agree	61.11%	220
Agree	35.83%	129
Disagree	2.78%	10
Strongly Disagree	0.28%	1
TOTAL		360

Q15 I feel comfortable meeting with my child's teacher.

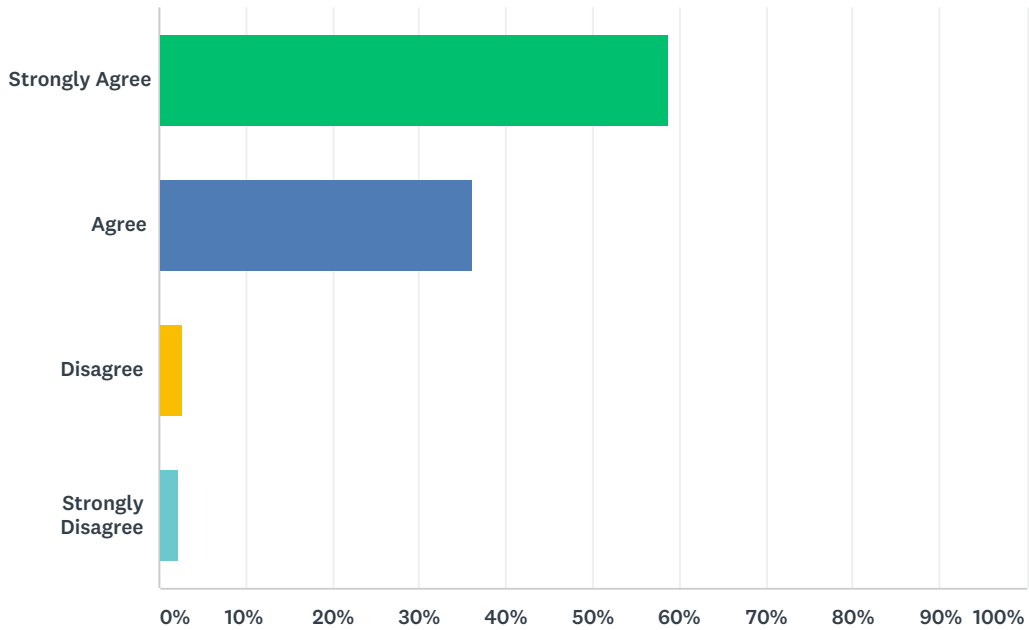
Answered: 359 Skipped: 2



ANSWER CHOICES	RESPONSES	
Strongly Agree	72.98%	262
Agree	24.51%	88
Disagree	2.23%	8
Strongly Disagree	0.28%	1
TOTAL		359

Q16 I am satisfied with the teachers and staff at this school.

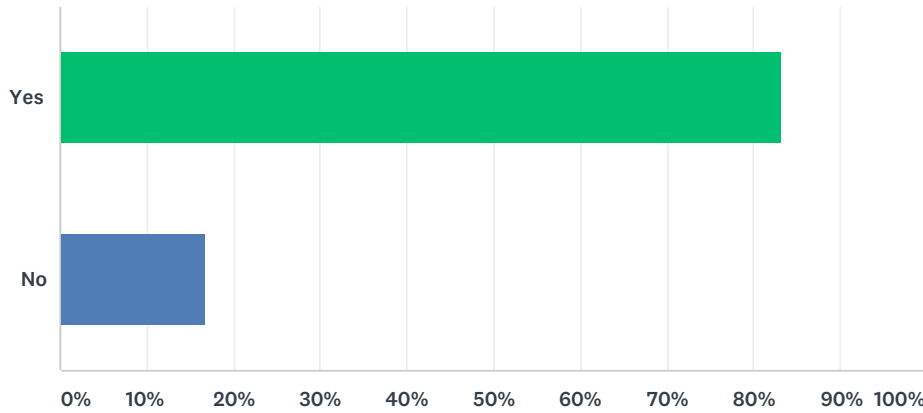
Answered: 359 Skipped: 2



ANSWER CHOICES	RESPONSES	
Strongly Agree	58.77%	211
Agree	36.21%	130
Disagree	2.79%	10
Strongly Disagree	2.23%	8
TOTAL		359

Q17 Do you know the steps to resolve an academic and/or an discipline concern you may have?

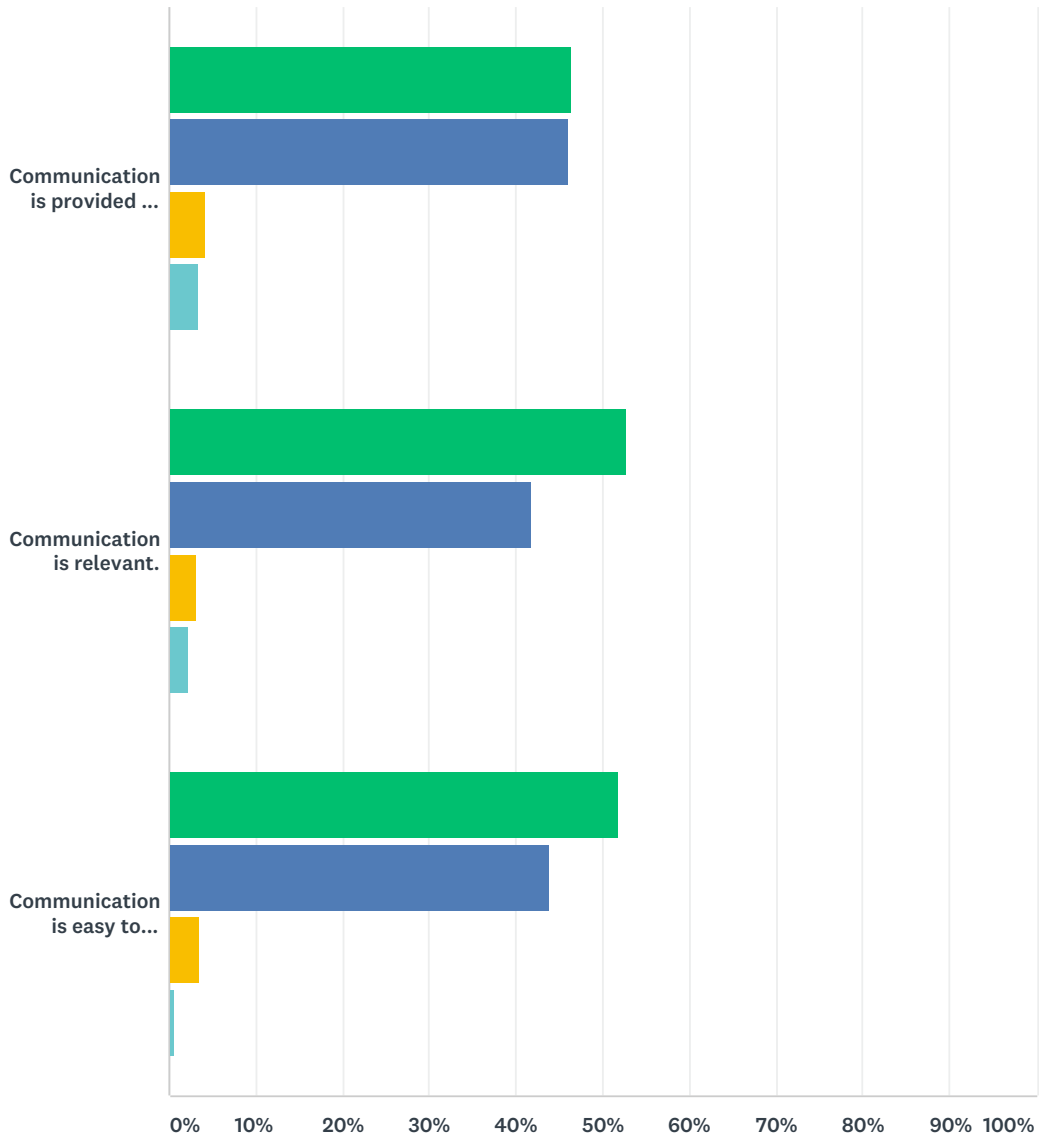
Answered: 358 Skipped: 3



ANSWER CHOICES	RESPONSES	
Yes	83.24%	298
No	16.76%	60
TOTAL		358

Q18 Regarding communication/information you receive from your child's school or the district:

Answered: 359 Skipped: 2

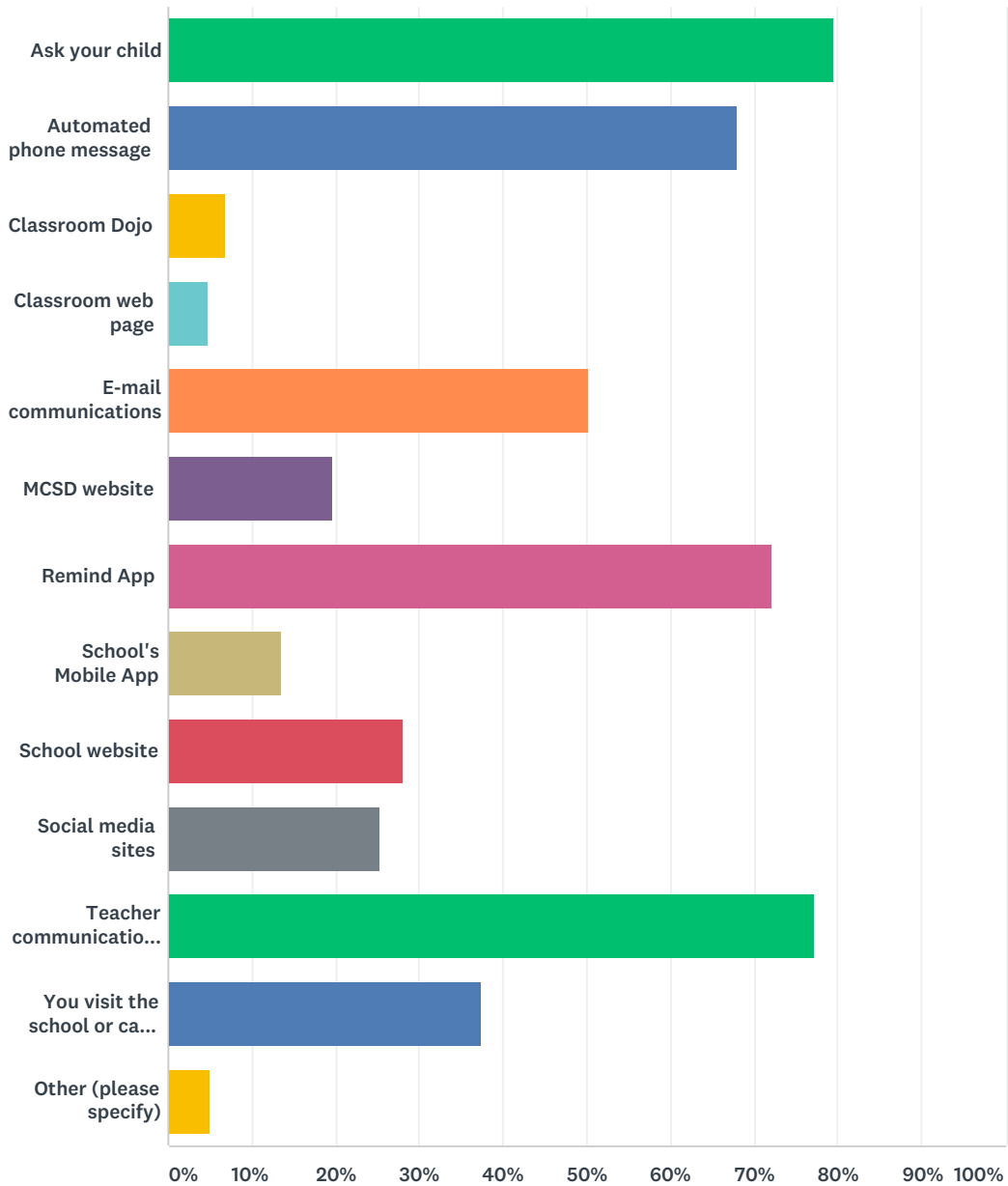


■ Strongly Agree
 ■ Agree
 ■ Disagree
 ■ Strongly Disagree

	STRONGLY AGREE	AGREE	DISAGREE	STRONGLY DISAGREE	TOTAL
Communication is provided in a timely fashion.	46.52% 167	45.96% 165	4.18% 15	3.34% 12	359
Communication is relevant.	52.79% 189	41.90% 150	3.07% 11	2.23% 8	358
Communication is easy to understand.	51.96% 186	43.85% 157	3.63% 13	0.56% 2	358

Q19 What methods do you use to obtain information from your child's campus or the district? (Choose all that apply.)

Answered: 360 Skipped: 1



ANSWER CHOICES	RESPONSES	
Ask your child	79.44%	286
Automated phone message	68.06%	245
Classroom Dojo	6.94%	25
Classroom web page	4.72%	17
E-mail communications	50.28%	181

Satisfaction & Engagement Survey (Parents) 2019

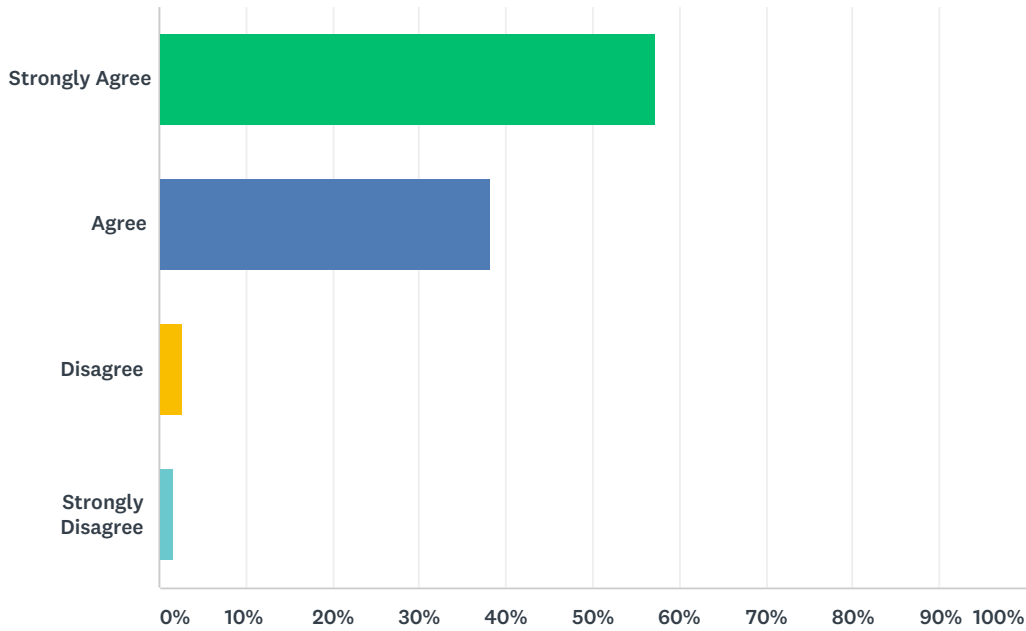
MCSD website	19.72%	71
Remind App	72.22%	260
School's Mobile App	13.61%	49
School website	28.06%	101
Social media sites	25.28%	91
Teacher communications (i.e. email or paper)	77.22%	278
You visit the school or call the office	37.50%	135
Other (please specify)	5.00%	18
Total Respondents: 360		

Q20 MCSD wants to ensure that we effectively communicate with all parents/guardians. In the space below, please tell us what the MCSD needs to do to improve our efforts to communicate with parents and the community.

Answered: 126 Skipped: 235

Q21 The overall climate or feeling at my child's school is positive and helps my child learn.

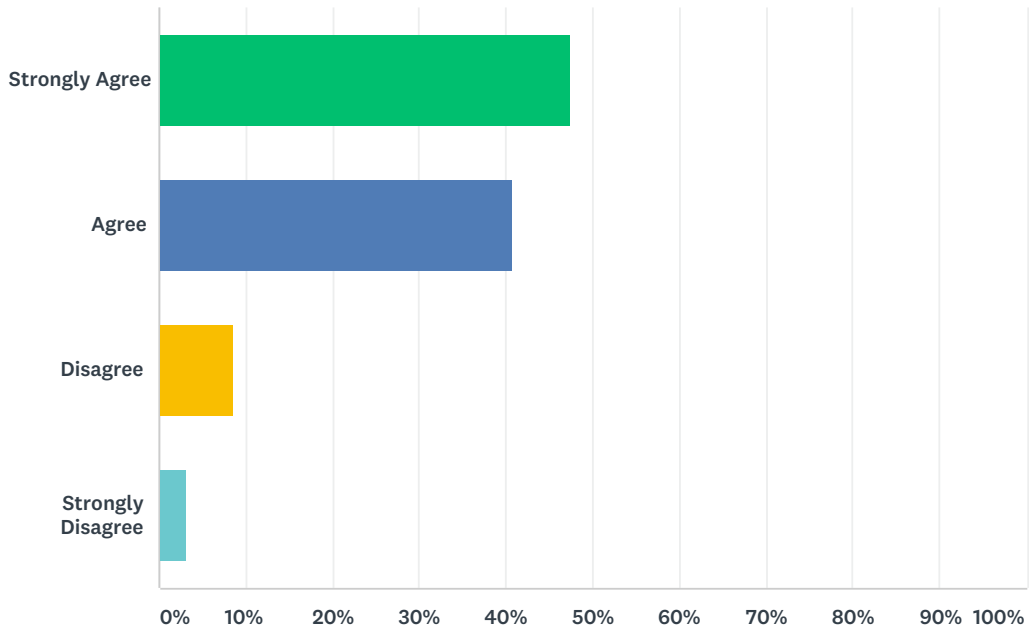
Answered: 360 Skipped: 1



ANSWER CHOICES	RESPONSES	
Strongly Agree	57.22%	206
Agree	38.33%	138
Disagree	2.78%	10
Strongly Disagree	1.67%	6
TOTAL		360

Q22 I am satisfied that my child's school is safe and secure.

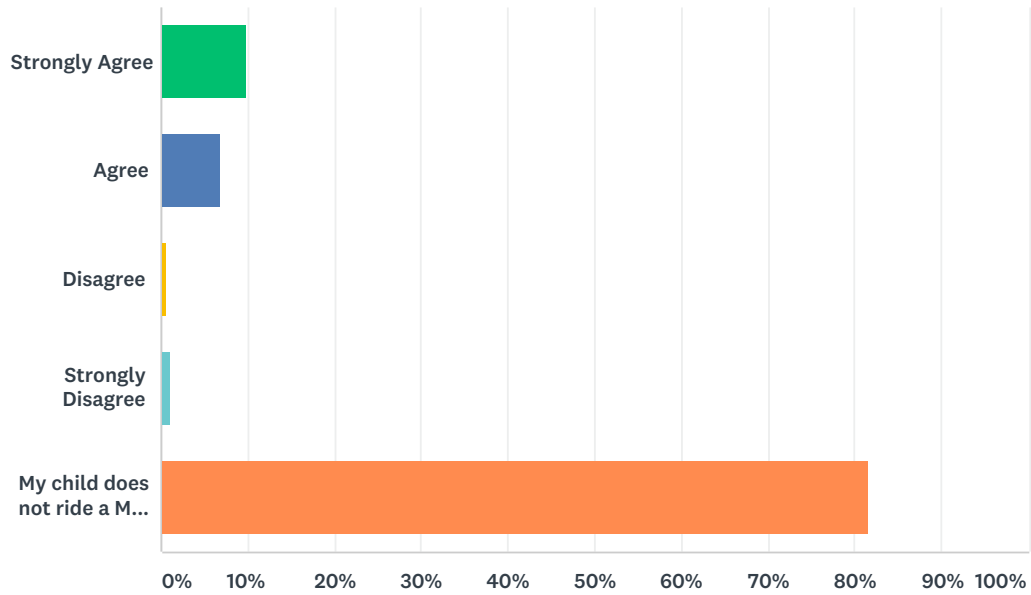
Answered: 360 Skipped: 1



ANSWER CHOICES	RESPONSES	
Strongly Agree	47.50%	171
Agree	40.83%	147
Disagree	8.61%	31
Strongly Disagree	3.06%	11
TOTAL		360

Q23 My child feels safe on the bus.

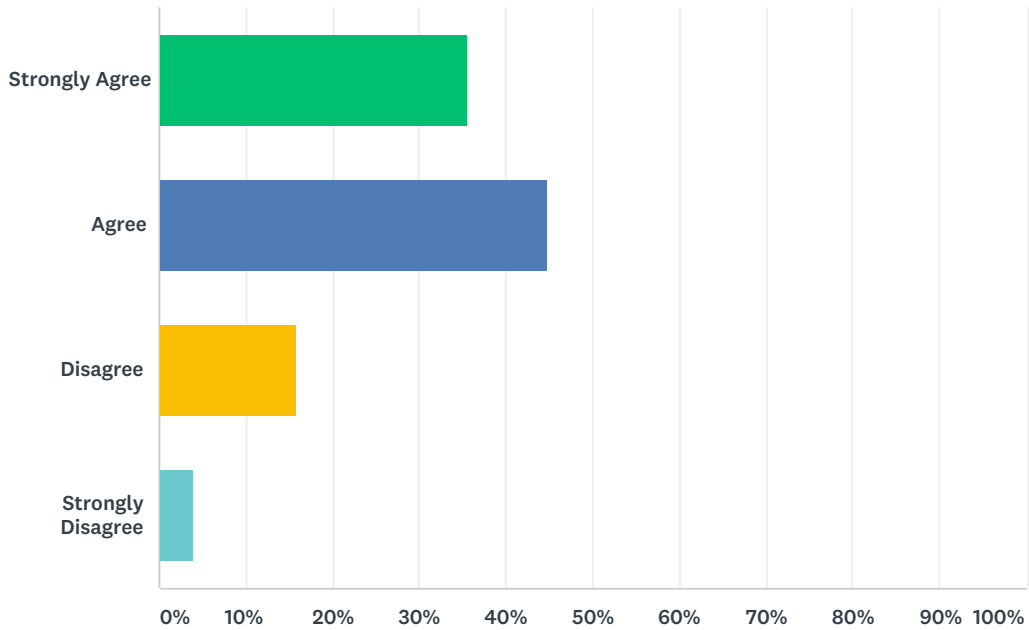
Answered: 359 Skipped: 2



ANSWER CHOICES	RESPONSES	
Strongly Agree	9.75%	35
Agree	6.96%	25
Disagree	0.56%	2
Strongly Disagree	1.11%	4
My child does not ride a MCS D bus.	81.62%	293
TOTAL		359

Q24 I am satisfied with the dress code at my child's school.

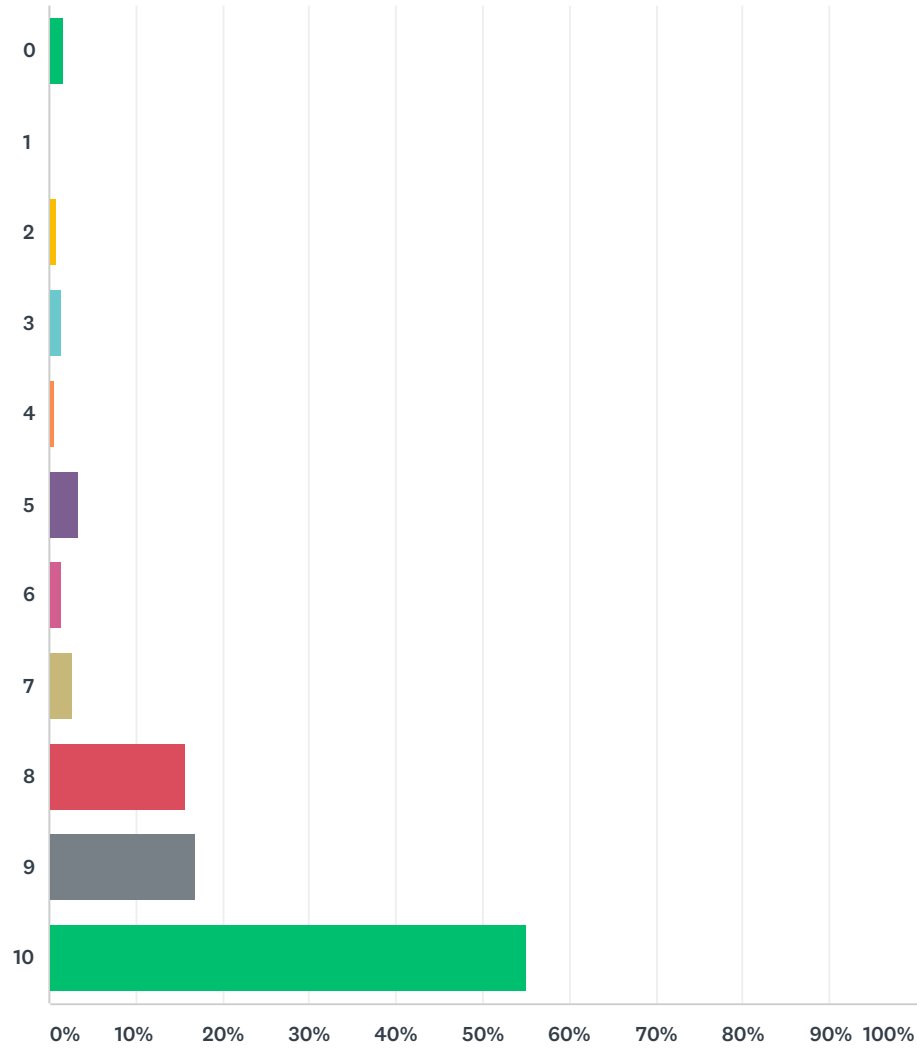
Answered: 360 Skipped: 1



ANSWER CHOICES	RESPONSES
Strongly Agree	35.56% 128
Agree	44.72% 161
Disagree	15.83% 57
Strongly Disagree	3.89% 14
TOTAL	360

Q25 Thinking about all your experiences with this school, how likely are you to recommend your child's school to others? (Scale of 0 to 10, where 0 is Extremely Unlikely and 10 is Extremely Likely)

Answered: 356 Skipped: 5



ANSWER CHOICES	RESPONSES	
0	1.69%	6
1	0.28%	1
2	0.84%	3
3	1.40%	5
4	0.56%	2
5	3.37%	12
6	1.40%	5
7	2.81%	10

Satisfaction & Engagement Survey (Parents) 2019

8	15.73%	56
9	16.85%	60
10	55.06%	196
TOTAL		356

Q26 Do you have any comments that will help us better understand your satisfaction and engagement?

Answered: 117 Skipped: 244

Q27 If a teacher or administrator has made an impact on you or your child, please comment.

Answered: 172 Skipped: 189