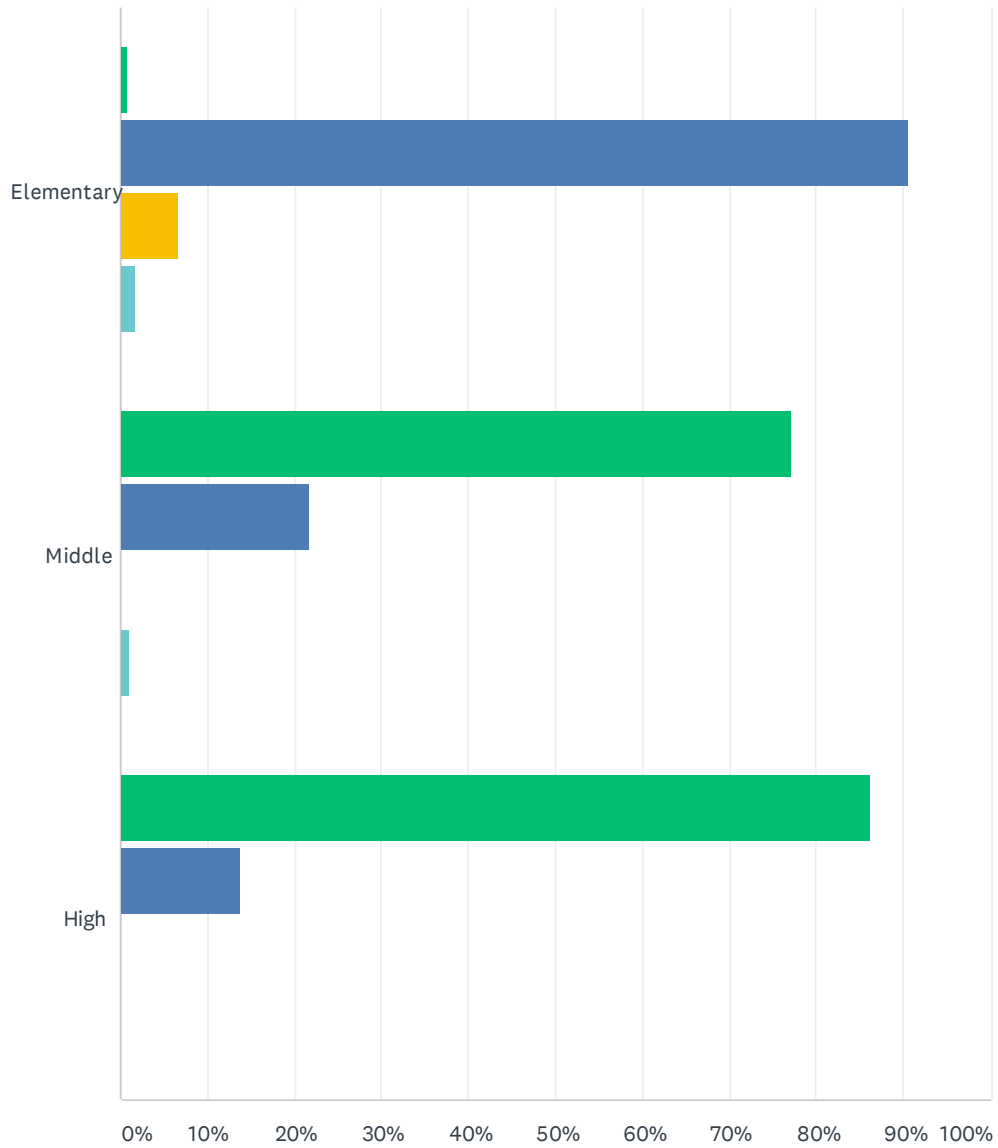


Q1 How many children do you have in each grade level?

Answered: 341 Skipped: 0

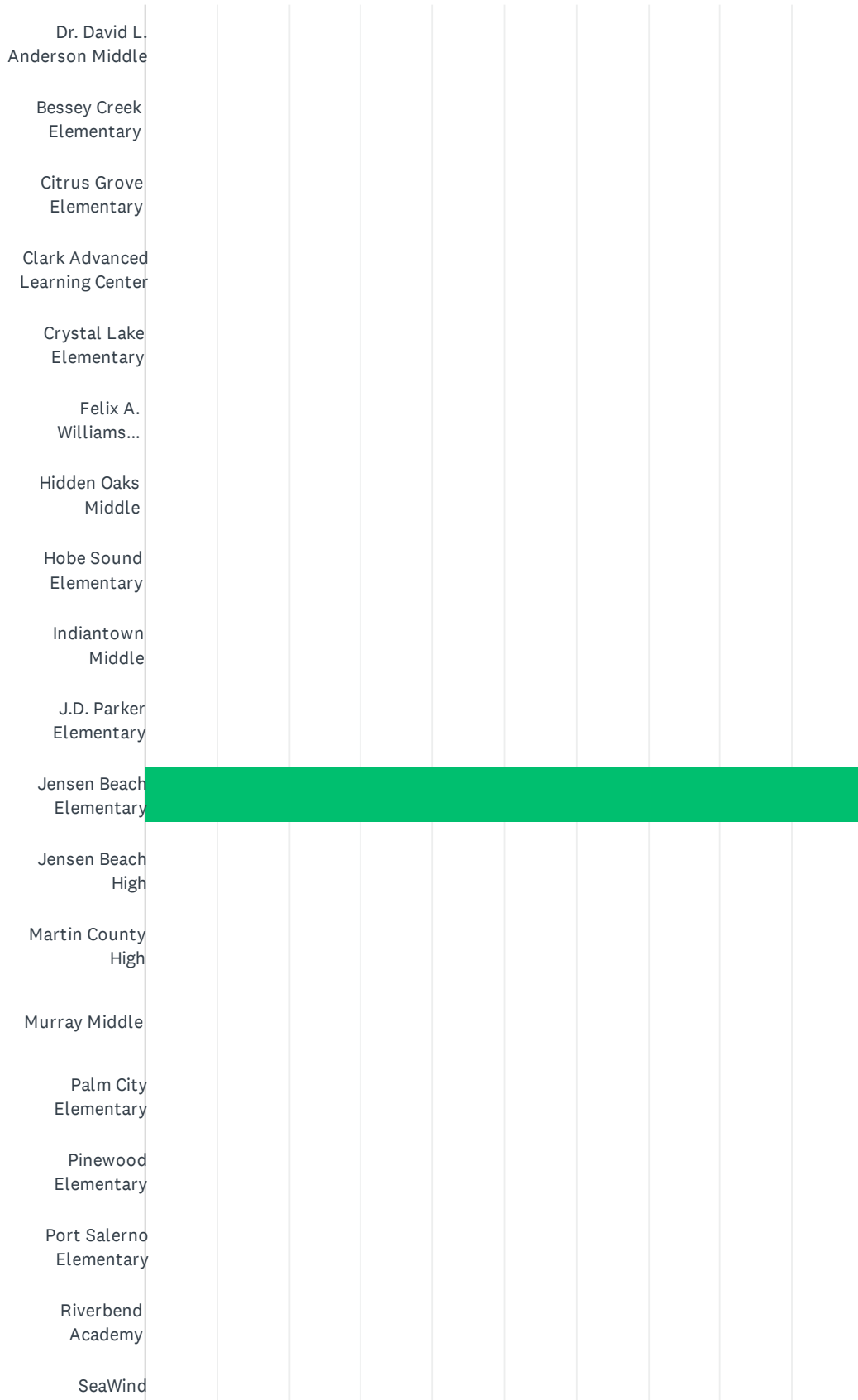


0 1-2 3-4 5-6

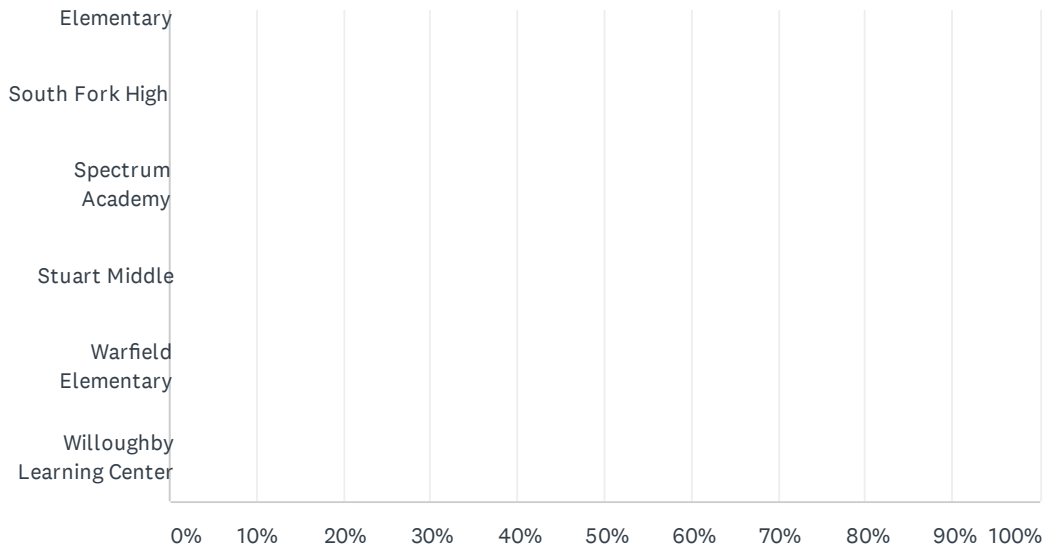
	0	1 - 2	3 - 4	5 - 6	TOTAL	WEIGHTED AVERAGE
Elementary	0.88% 3	90.62% 309	6.74% 23	1.76% 6	341	2.09
Middle	77.23% 156	21.78% 44	0.00% 0	0.99% 2	202	1.25
High	86.15% 168	13.85% 27	0.00% 0	0.00% 0	195	1.14

Q2 My child(ren) attend(s):

Answered: 341 Skipped: 0



2021 Satisfaction & Engagement Survey - Parents

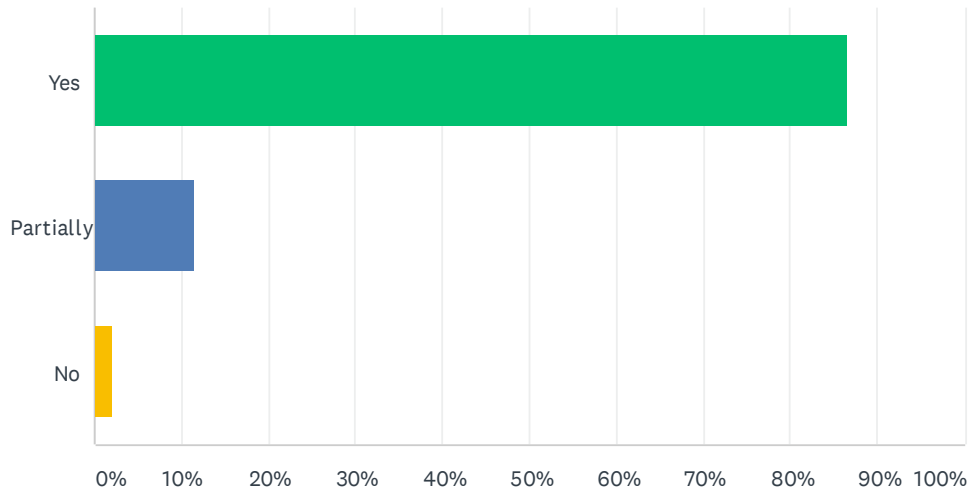


2021 Satisfaction & Engagement Survey - Parents

ANSWER CHOICES	RESPONSES	
Dr. David L. Anderson Middle	0.00%	0
Bessey Creek Elementary	0.00%	0
Citrus Grove Elementary	0.00%	0
Clark Advanced Learning Center	0.00%	0
Crystal Lake Elementary	0.00%	0
Felix A. Williams Elementary	0.00%	0
Hidden Oaks Middle	0.00%	0
Hobe Sound Elementary	0.00%	0
Indiantown Middle	0.00%	0
J.D. Parker Elementary	0.00%	0
Jensen Beach Elementary	100.00%	341
Jensen Beach High	0.00%	0
Martin County High	0.00%	0
Murray Middle	0.00%	0
Palm City Elementary	0.00%	0
Pinewood Elementary	0.00%	0
Port Salerno Elementary	0.00%	0
Riverbend Academy	0.00%	0
SeaWind Elementary	0.00%	0
South Fork High	0.00%	0
Spectrum Academy	0.00%	0
Stuart Middle	0.00%	0
Warfield Elementary	0.00%	0
Willoughby Learning Center	0.00%	0
TOTAL		341

Q3 I understand the academic expectations for my child(ren).

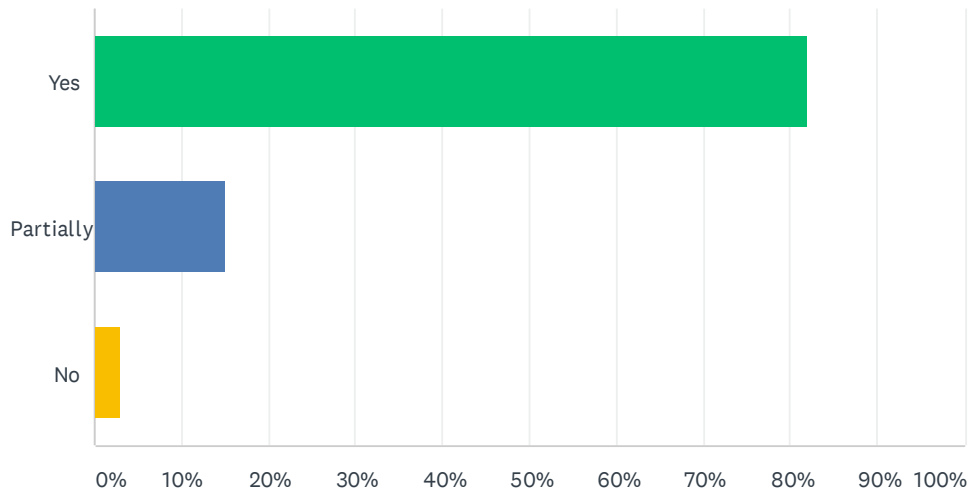
Answered: 341 Skipped: 0



ANSWER CHOICES	RESPONSES	
Yes	86.51%	295
Partially	11.44%	39
No	2.05%	7
TOTAL		341

Q4 I receive timely information from the school(s) to help my child(ren) succeed.

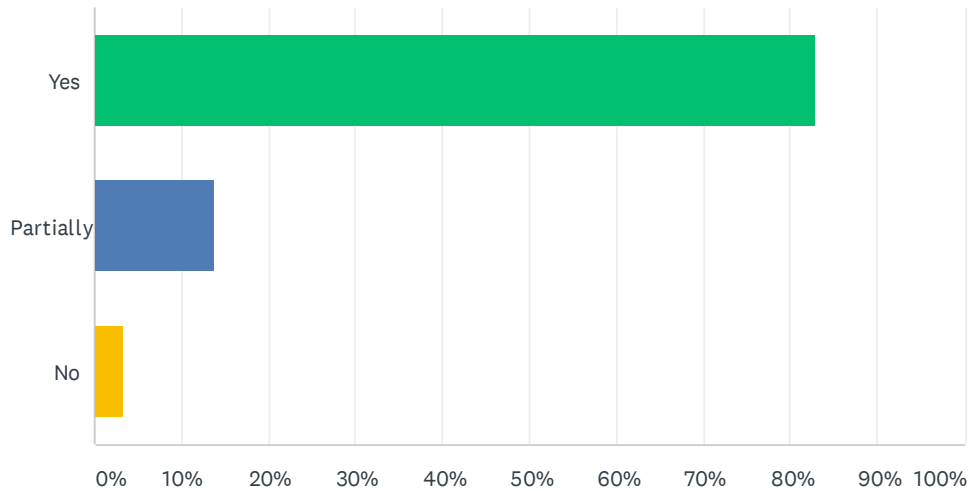
Answered: 340 Skipped: 1



ANSWER CHOICES	RESPONSES	
Yes	82.06%	279
Partially	15.00%	51
No	2.94%	10
TOTAL		340

Q5 My child(ren)'s school (s) gives opportunities for and encourages me to participate in Zoom/digital parent/teacher conferences, school activities, programs, and meetings.

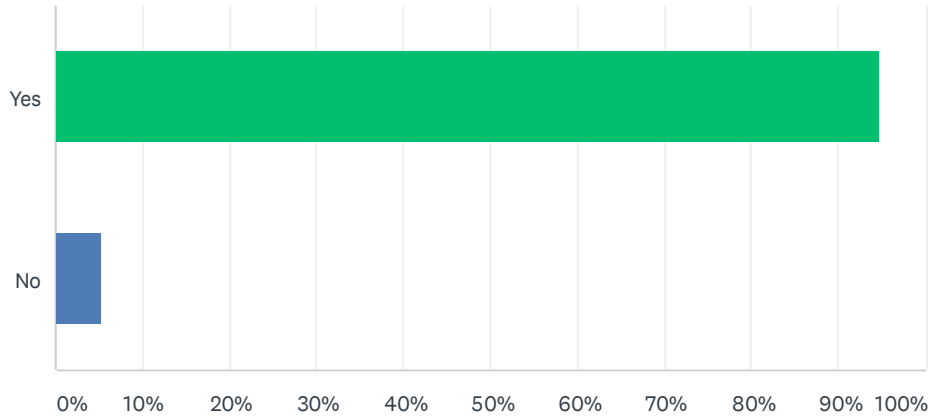
Answered: 339 Skipped: 2



ANSWER CHOICES	RESPONSES	
Yes	82.89%	281
Partially	13.86%	47
No	3.24%	11
TOTAL		339

Q6 I am able to participate in virtual parent/teacher conferences.

Answered: 341 Skipped: 0



ANSWER CHOICES	RESPONSES	
Yes	94.72%	323
No	5.28%	18
TOTAL		341

Q7 What makes it easy for you to participate in school events?

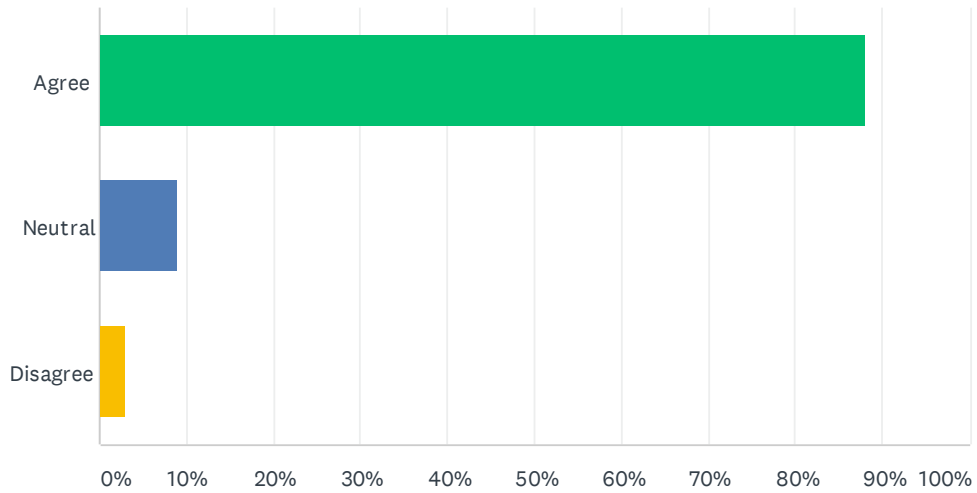
Answered: 204 Skipped: 137

Q8 What barriers prevent you from participating?

Answered: 212 Skipped: 129

Q9 Overall, I am satisfied with my child(ren)'s school(s).

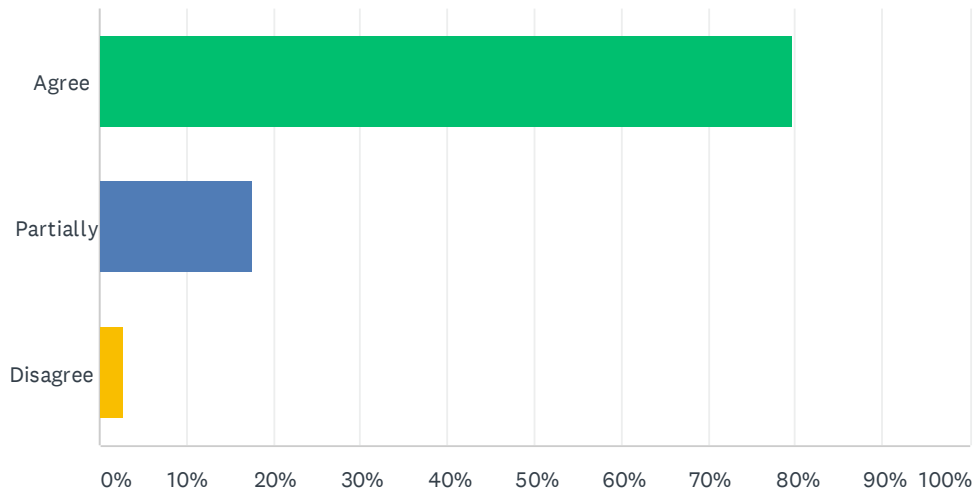
Answered: 341 Skipped: 0



ANSWER CHOICES	RESPONSES	
Agree	87.98%	300
Neutral	9.09%	31
Disagree	2.93%	10
TOTAL		341

Q10 The school(s) give(s) instruction that meets the individual needs of my child(ren).

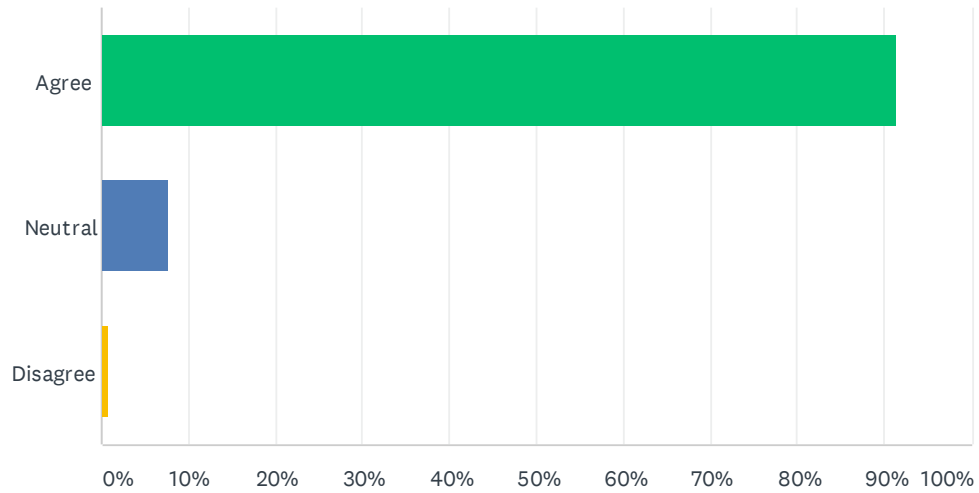
Answered: 340 Skipped: 1



ANSWER CHOICES	RESPONSES	
Agree	79.71%	271
Partially	17.65%	60
Disagree	2.65%	9
TOTAL		340

Q11 I am satisfied with my child(ren)'s access to technology at school.

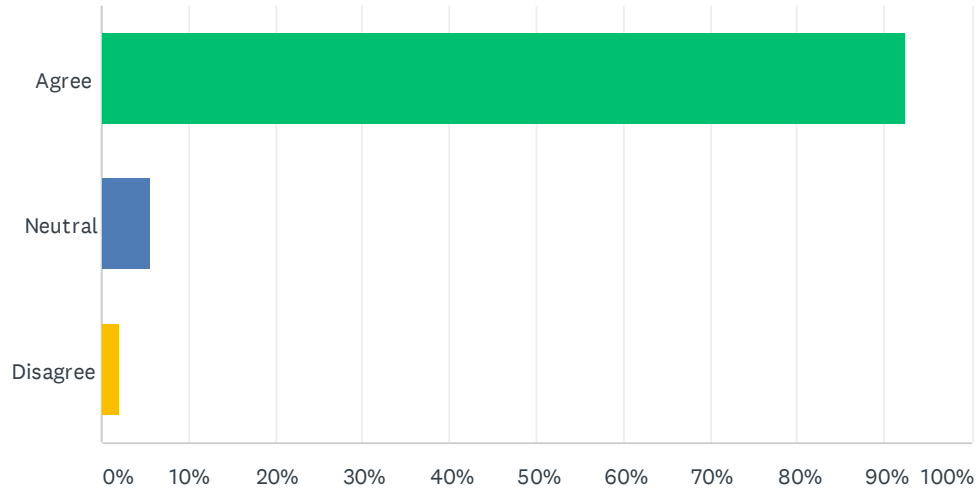
Answered: 340 Skipped: 1



ANSWER CHOICES	RESPONSES	
Agree	91.47%	311
Neutral	7.65%	26
Disagree	0.88%	3
TOTAL		340

Q12 I am satisfied with my child(ren)'s access to technology at home.

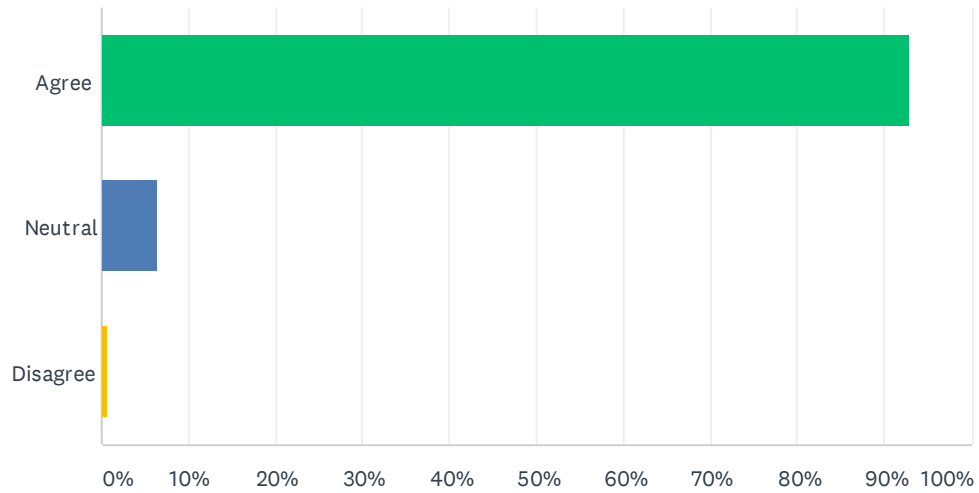
Answered: 341 Skipped: 0



ANSWER CHOICES	RESPONSES	
Agree	92.38%	315
Neutral	5.57%	19
Disagree	2.05%	7
TOTAL		341

Q13 I feel comfortable communicating with my child(ren)'s teachers.

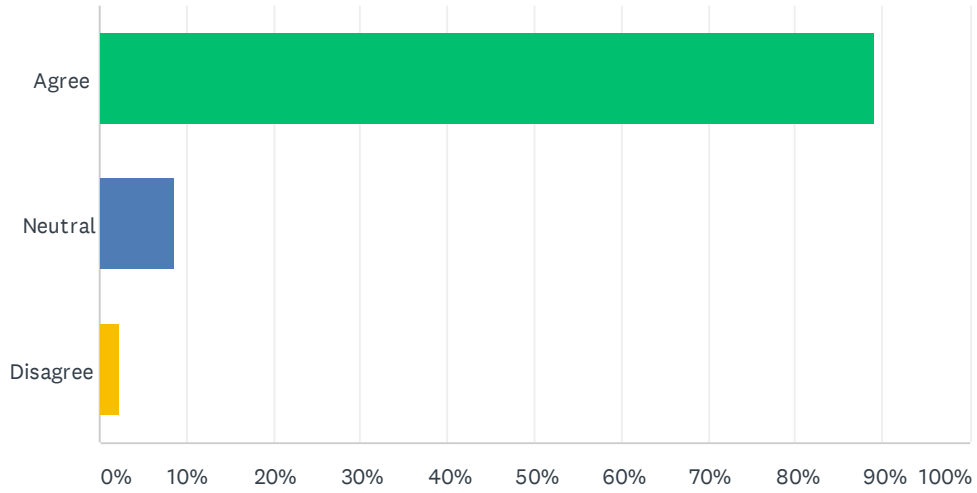
Answered: 340 Skipped: 1



ANSWER CHOICES	RESPONSES	
Agree	92.94%	316
Neutral	6.47%	22
Disagree	0.59%	2
TOTAL		340

Q14 I am satisfied with the teachers and staff at Martin County schools.

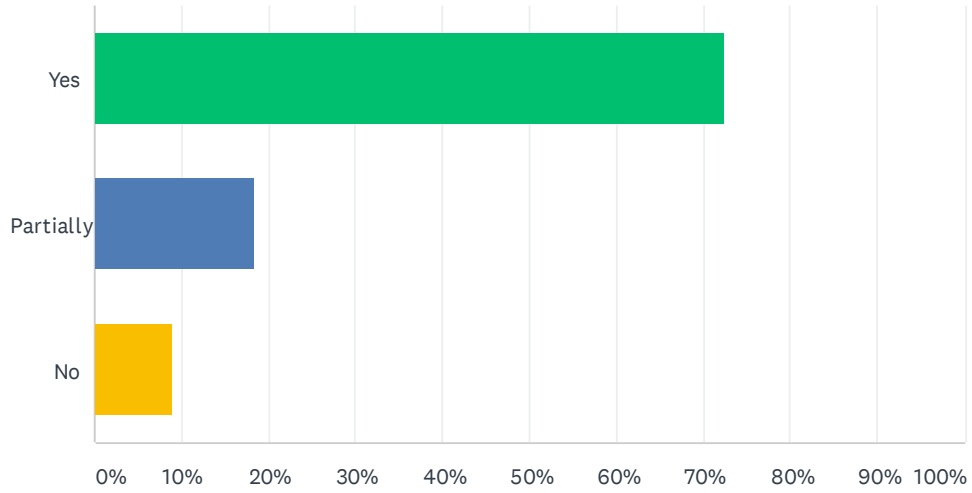
Answered: 341 Skipped: 0



ANSWER CHOICES	RESPONSES	
Agree	89.15%	304
Neutral	8.50%	29
Disagree	2.35%	8
TOTAL		341

Q15 Do you know the steps to resolve an academic and/or a discipline concern you may have?

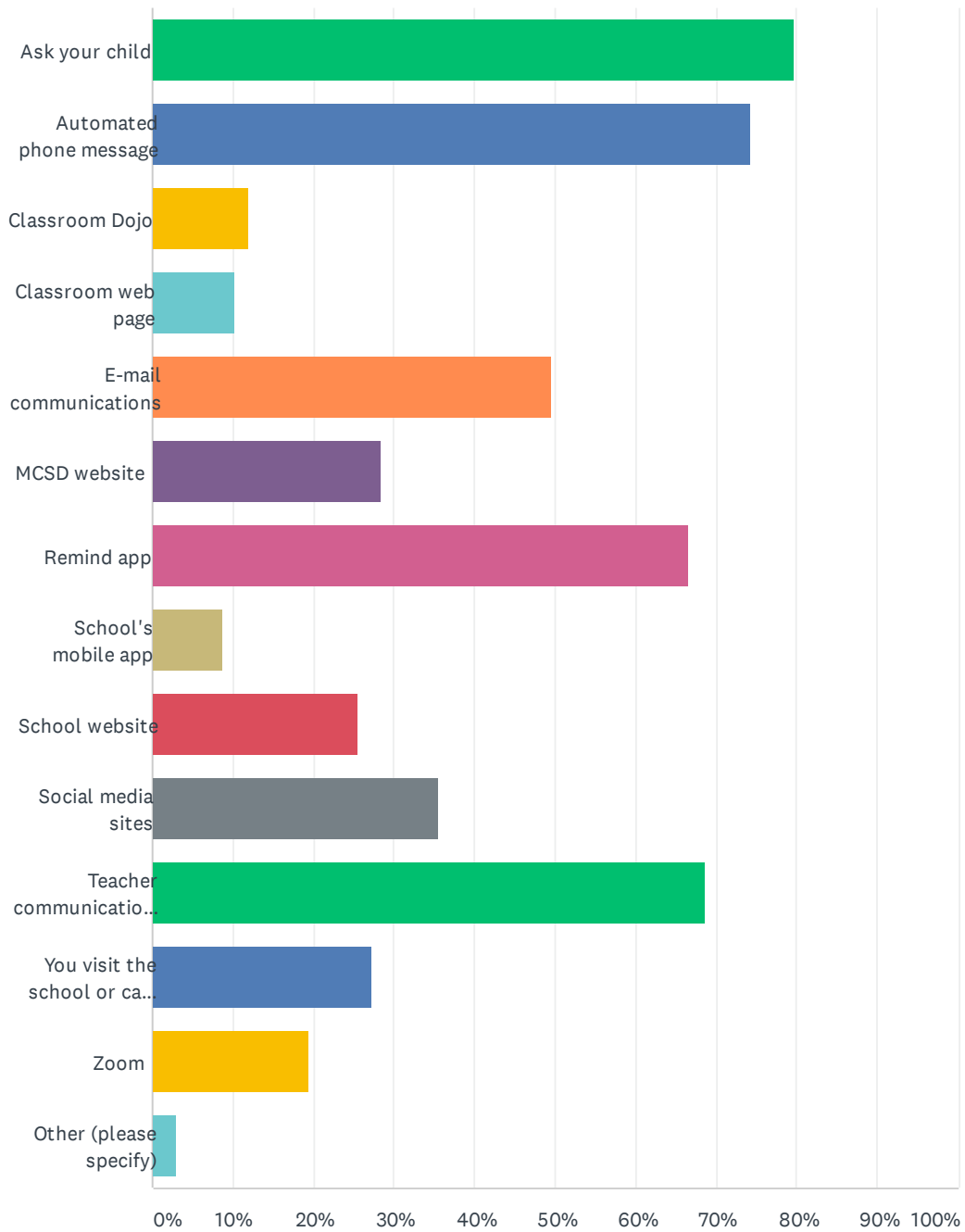
Answered: 341 Skipped: 0



ANSWER CHOICES	RESPONSES	
Yes	72.43%	247
Partially	18.48%	63
No	9.09%	31
TOTAL		341

Q16 What methods do you use to obtain information from your child(ren)'s school(s) or the district? (Choose all that apply.)

Answered: 341 Skipped: 0

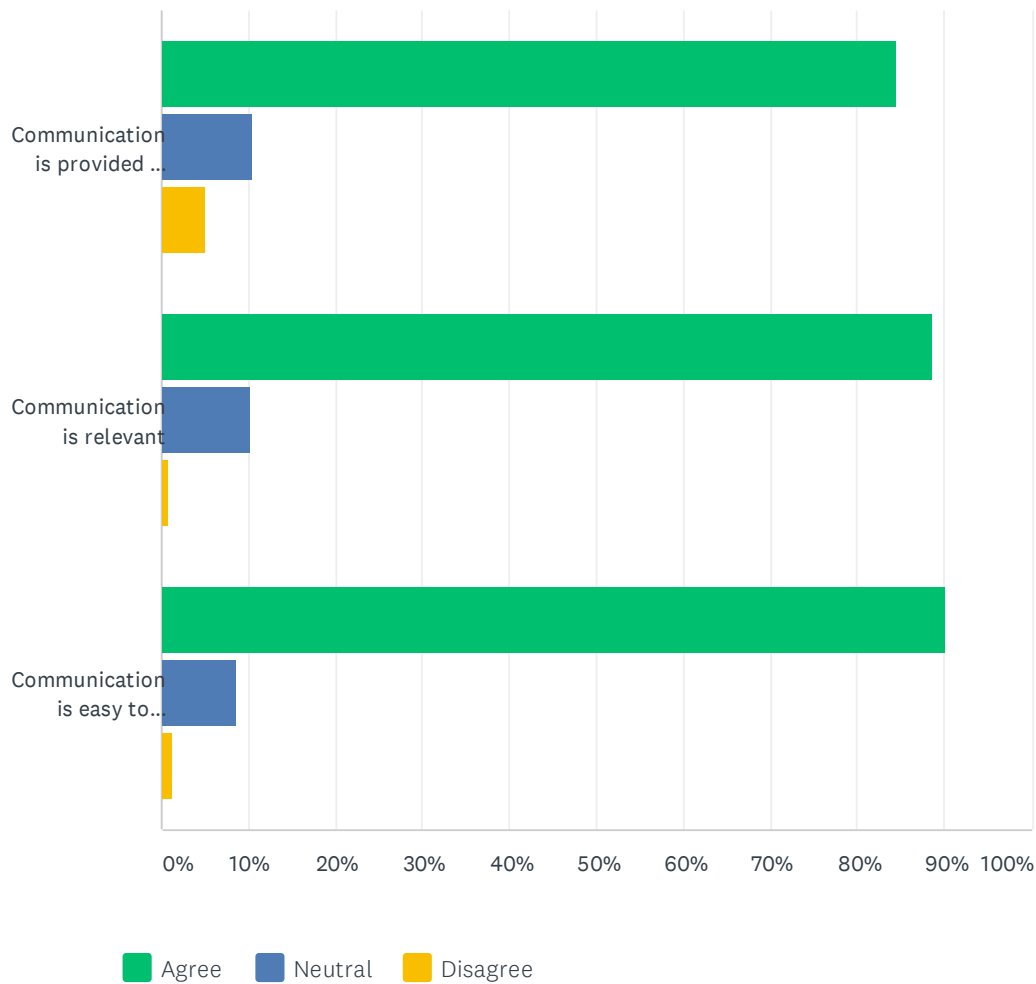


2021 Satisfaction & Engagement Survey - Parents

ANSWER CHOICES	RESPONSES	
Ask your child	79.77%	272
Automated phone message	74.19%	253
Classroom Dojo	12.02%	41
Classroom web page	10.26%	35
E-mail communications	49.56%	169
MCS D website	28.45%	97
Remind app	66.57%	227
School's mobile app	8.80%	30
School website	25.51%	87
Social media sites	35.48%	121
Teacher communications (i.e. email or paper)	68.62%	234
You visit the school or call the office	27.27%	93
Zoom	19.35%	66
Other (please specify)	2.93%	10
Total Respondents: 341		

Q17 To what extent do you agree with the following statements regarding communications you receive from your child(ren)'s school(s) or the district:

Answered: 341 Skipped: 0



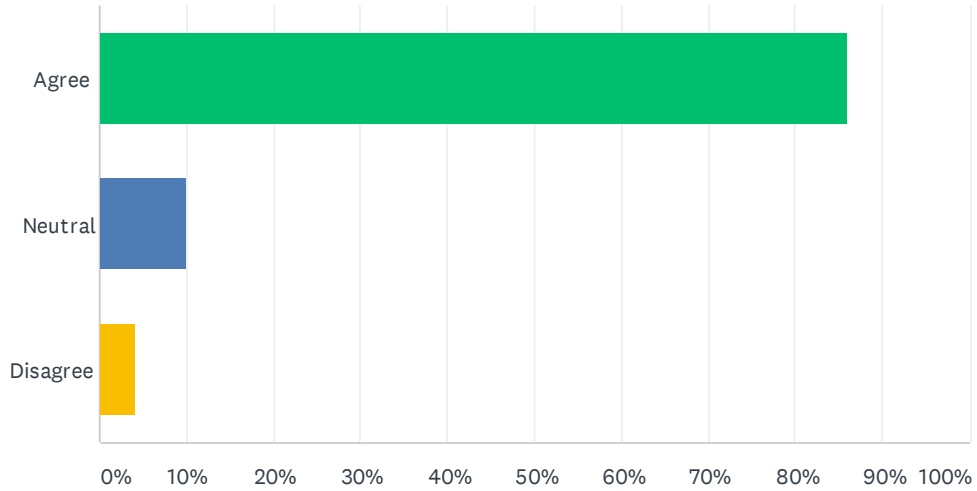
	AGREE	NEUTRAL	DISAGREE	TOTAL	WEIGHTED AVERAGE
Communication is provided in a timely manner.	84.46% 288	10.56% 36	4.99% 17	341	1.21
Communication is relevant	88.79% 301	10.32% 35	0.88% 3	339	1.12
Communication is easy to understand	90.24% 305	8.58% 29	1.18% 4	338	1.11

Q18 MCSD wants to ensure that we effectively communicate with all parents/guardians. In the space below, please tell us what the MCSD needs to do to improve our efforts to communicate with parents and the community.

Answered: 119 Skipped: 222

Q19 Given the parameters of the 2020-2021 school year (e.g. social distancing, remote learning), the overall climate at my child(ren)'s school(s) is positive and helps my child(ren) learn.

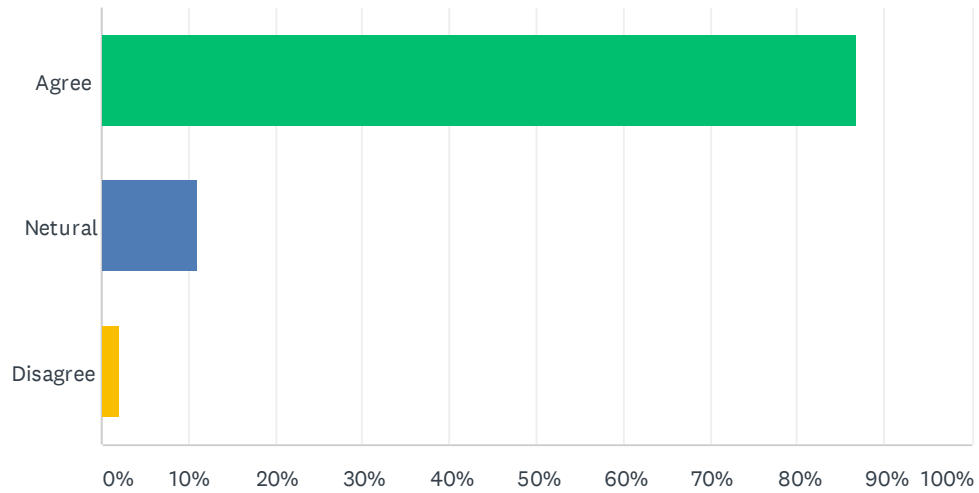
Answered: 340 Skipped: 1



ANSWER CHOICES	RESPONSES	
Agree	85.88%	292
Neutral	10.00%	34
Disagree	4.12%	14
TOTAL		340

Q20 I am satisfied that my child(ren)'s school(s) is (are) safe and secure.

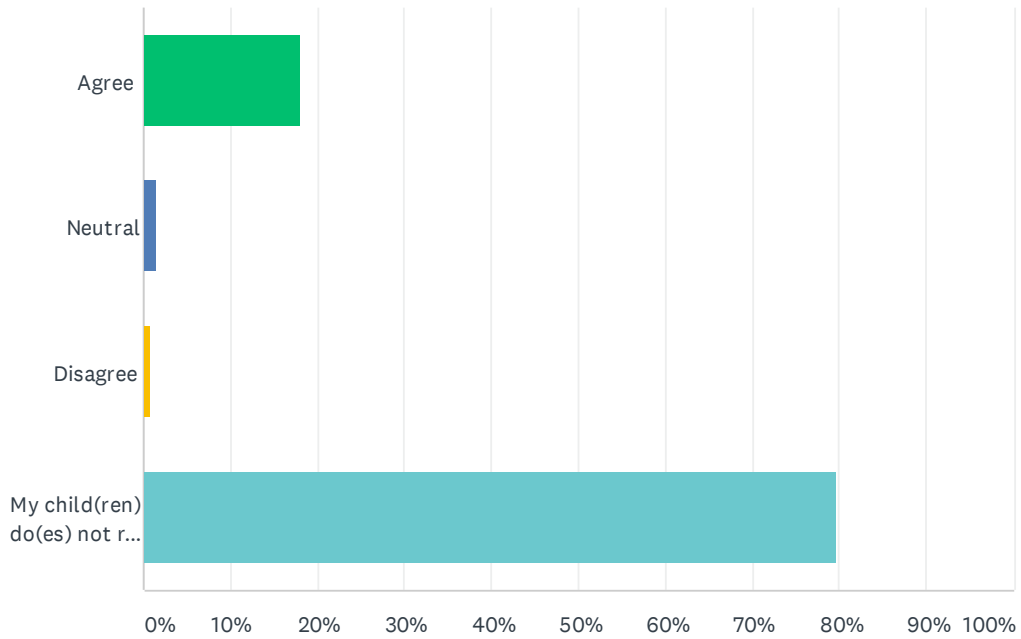
Answered: 340 Skipped: 1



ANSWER CHOICES	RESPONSES	
Agree	86.76%	295
Netural	11.18%	38
Disagree	2.06%	7
TOTAL		340

Q21 My child(ren) feel(s) safe on the bus.

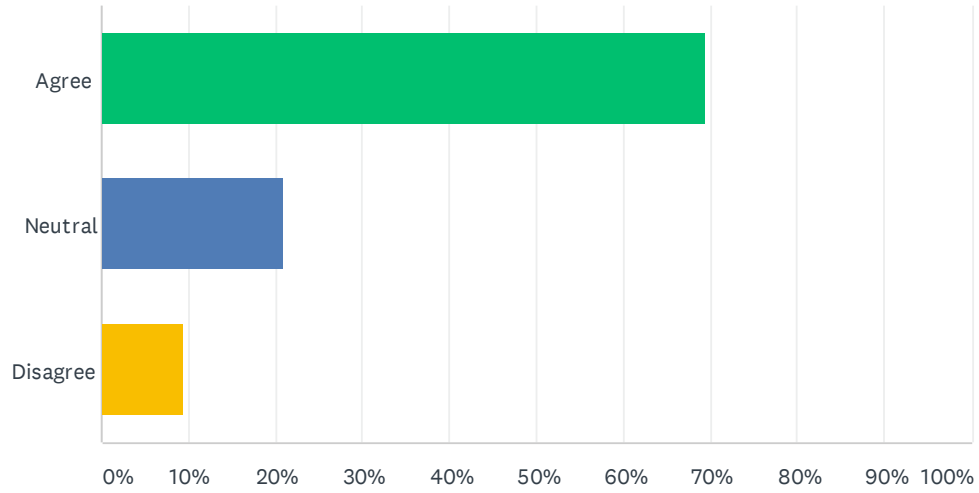
Answered: 340 Skipped: 1



ANSWER CHOICES	RESPONSES	
Agree	17.94%	61
Neutral	1.47%	5
Disagree	0.88%	3
My child(ren) do(es) not ride the school bus	79.71%	271
TOTAL		340

Q22 I am satisfied with the dress code at my child(ren)'s school(s).

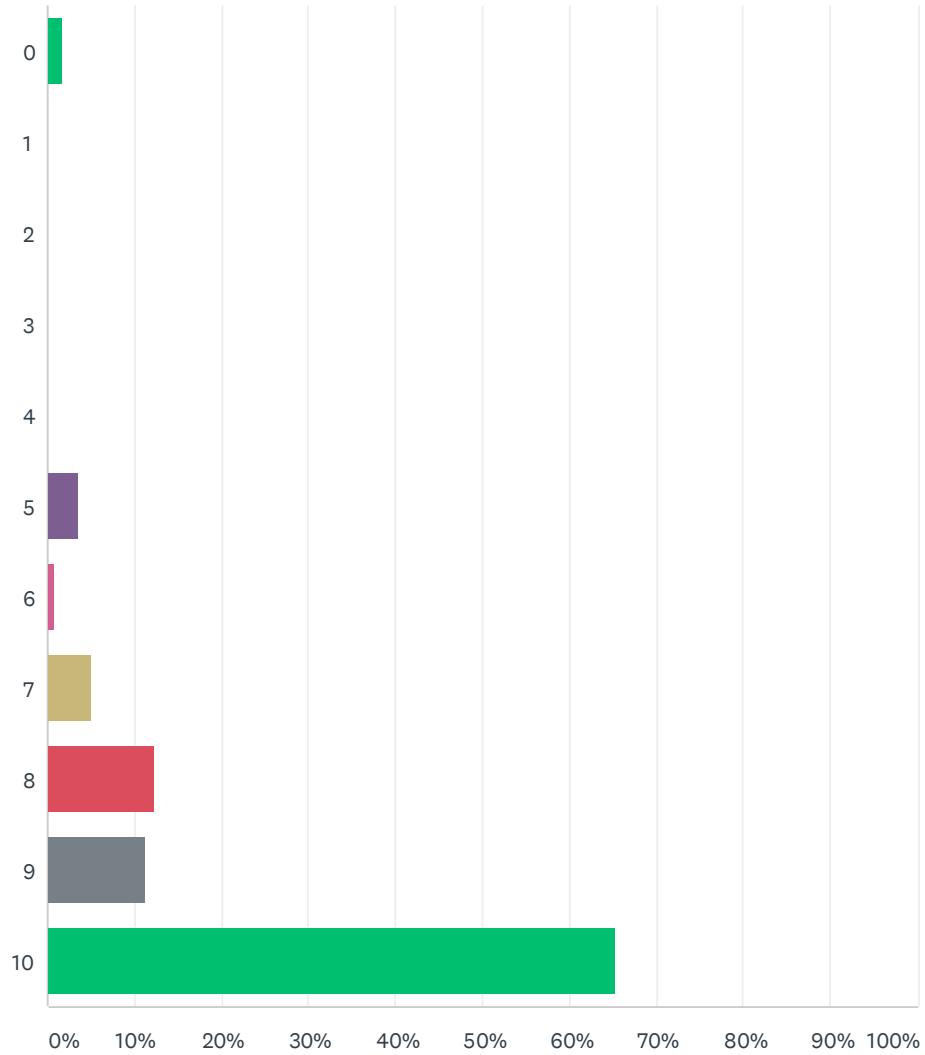
Answered: 338 Skipped: 3



ANSWER CHOICES	RESPONSES	
Agree	69.53%	235
Neutral	21.01%	71
Disagree	9.47%	32
TOTAL		338

Q23 Thinking about all your experiences with Martin County schools, how likely are you to recommend your child(ren)'s school(s) to others? (0 is Extremely Unlikely and 10 is Extremely Likely)

Answered: 339 Skipped: 2



2021 Satisfaction & Engagement Survey - Parents

ANSWER CHOICES	RESPONSES	
0	1.77%	6
1	0.00%	0
2	0.00%	0
3	0.00%	0
4	0.00%	0
5	3.54%	12
6	0.88%	3
7	5.01%	17
8	12.39%	42
9	11.21%	38
10	65.19%	221
TOTAL		339

Q24 Do you have any comments that will help us better understand your satisfaction and engagement, or to expand upon any of your responses?

Answered: 124 Skipped: 217

Q25 If a teacher or administrator has made an impact on you or your child, please comment.

Answered: 165 Skipped: 176