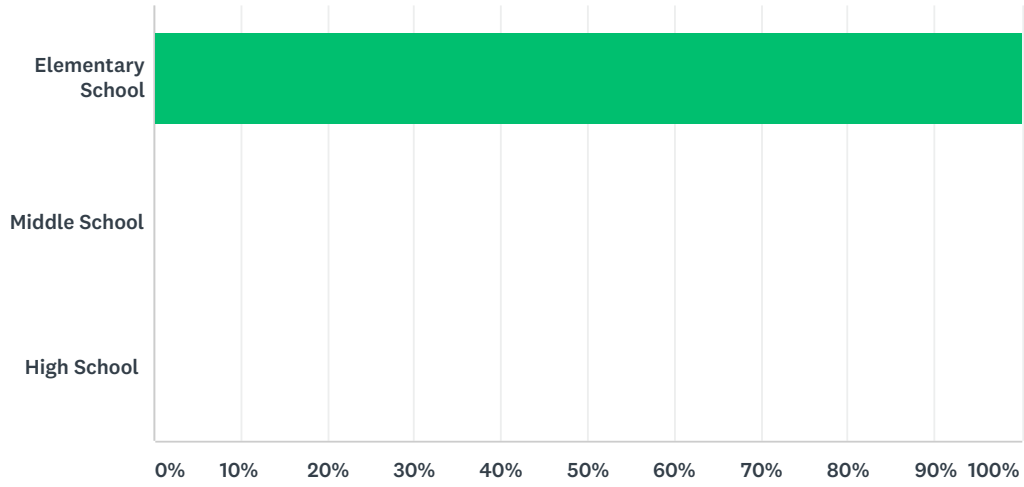


### Q1 I teach at:

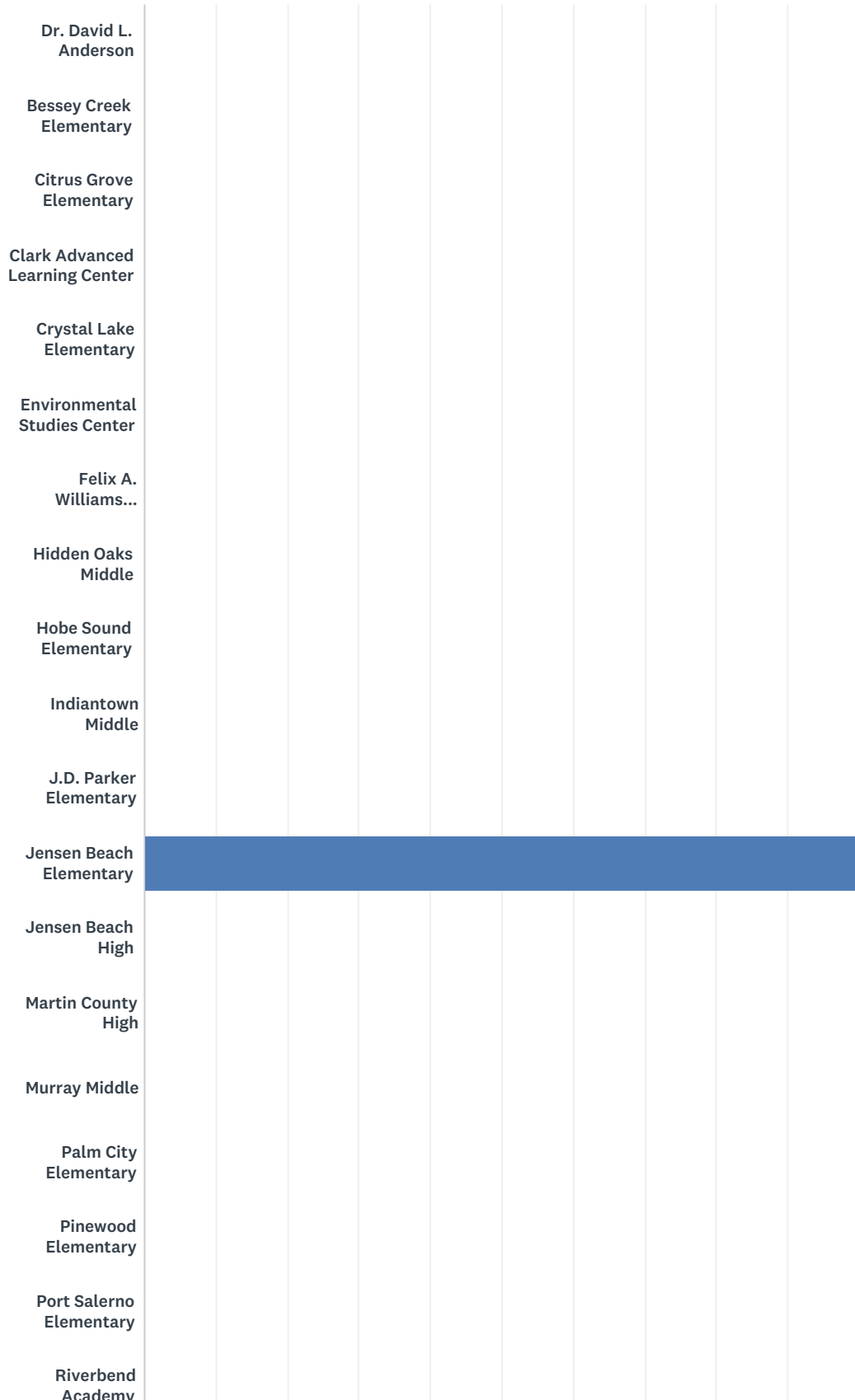
Answered: 41 Skipped: 0



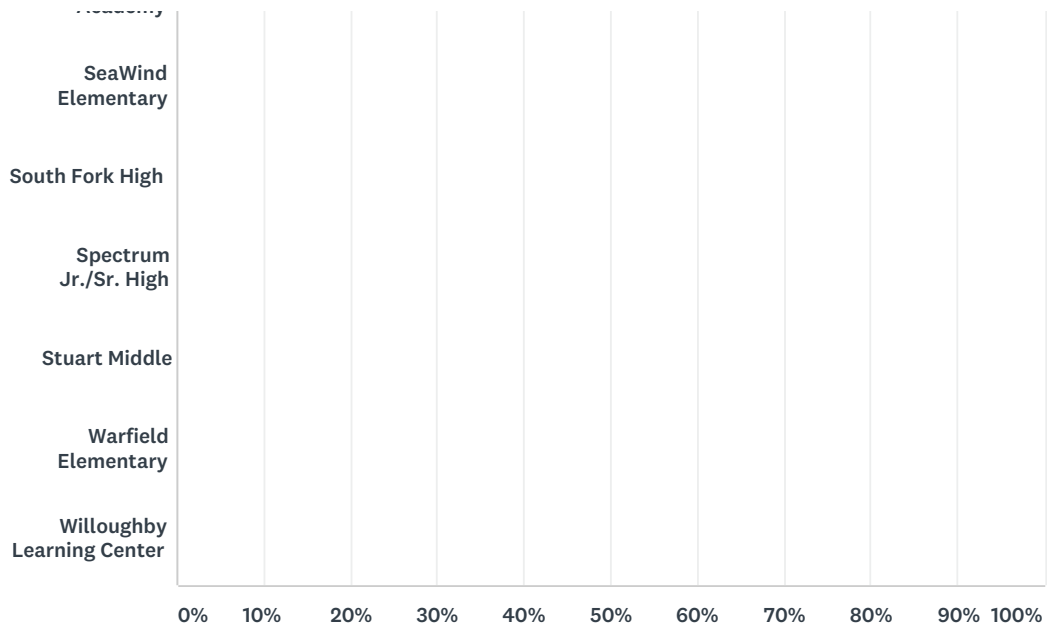
ANSWER CHOICES	RESPONSES	
Elementary School	100.00%	41
Middle School	0.00%	0
High School	0.00%	0
<b>TOTAL</b>		<b>41</b>

## Q2 I teach at the following school:

Answered: 41 Skipped: 0



## Satisfaction & Engagement Survey (Teachers) 2019



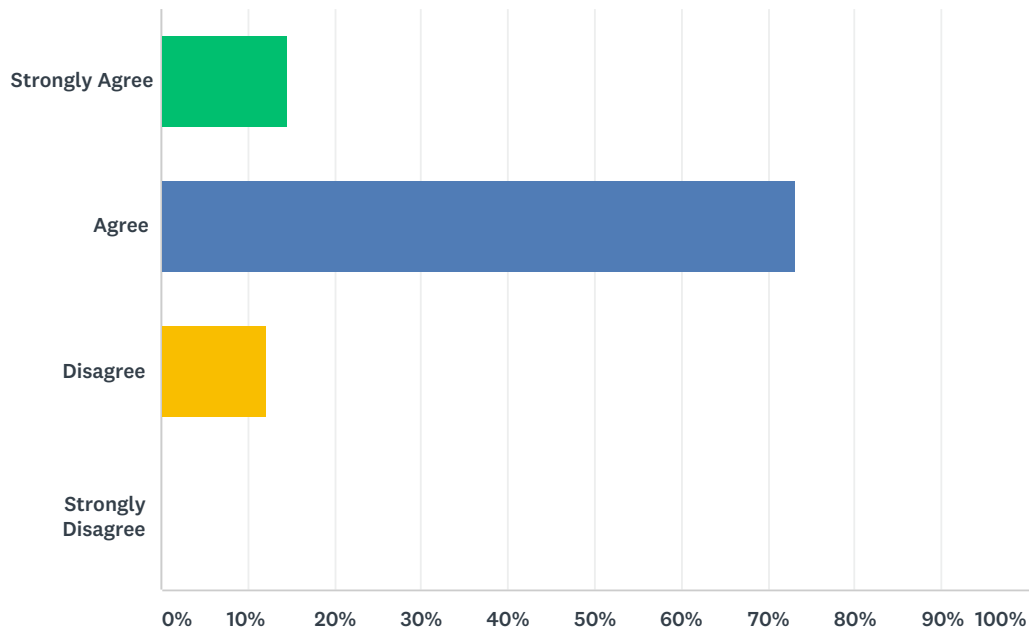
ANSWER CHOICES	RESPONSES	
Dr. David L. Anderson	0.00%	0
Bessey Creek Elementary	0.00%	0
Citrus Grove Elementary	0.00%	0
Clark Advanced Learning Center	0.00%	0
Crystal Lake Elementary	0.00%	0
Environmental Studies Center	0.00%	0
Felix A. Williams Elementary	0.00%	0
Hidden Oaks Middle	0.00%	0
Hobe Sound Elementary	0.00%	0
Indiantown Middle	0.00%	0
J.D. Parker Elementary	0.00%	0
Jensen Beach Elementary	100.00%	41
Jensen Beach High	0.00%	0
Martin County High	0.00%	0
Murray Middle	0.00%	0
Palm City Elementary	0.00%	0
Pinewood Elementary	0.00%	0
Port Salerno Elementary	0.00%	0
Riverbend Academy	0.00%	0
SeaWind Elementary	0.00%	0
South Fork High	0.00%	0

## Satisfaction & Engagement Survey (Teachers) 2019

Spectrum Jr./Sr. High	0.00%	0
Stuart Middle	0.00%	0
Warfield Elementary	0.00%	0
Willoughby Learning Center	0.00%	0
TOTAL		41

### Q3 My school provides me with the necessary materials and training so I can teach my classes.

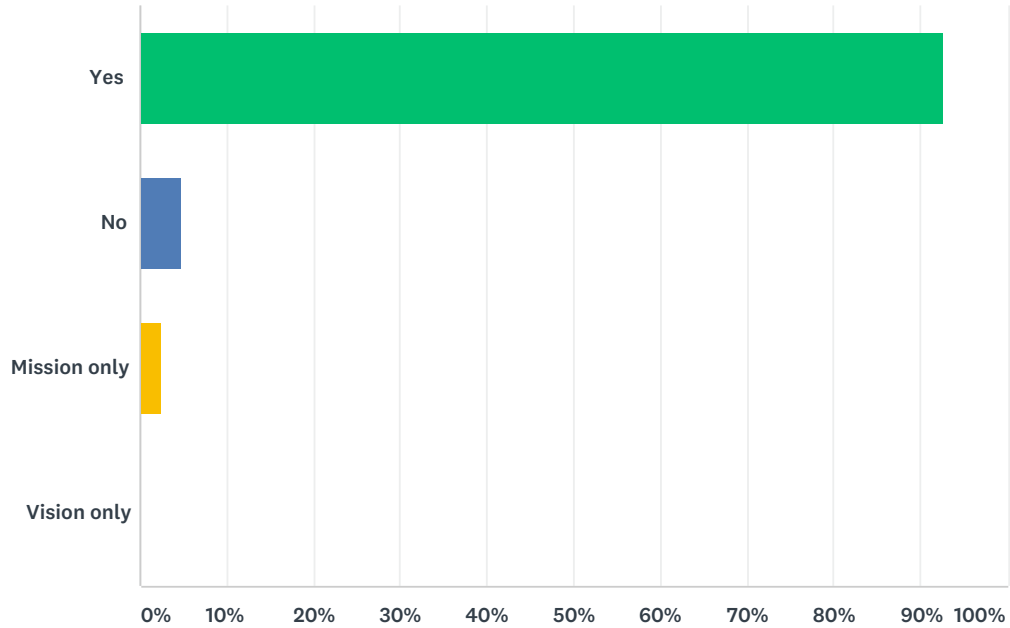
Answered: 41 Skipped: 0



ANSWER CHOICES	RESPONSES	
Strongly Agree	14.63%	6
Agree	73.17%	30
Disagree	12.20%	5
Strongly Disagree	0.00%	0
<b>TOTAL</b>		<b>41</b>

### Q4 I know my school's mission/vision.

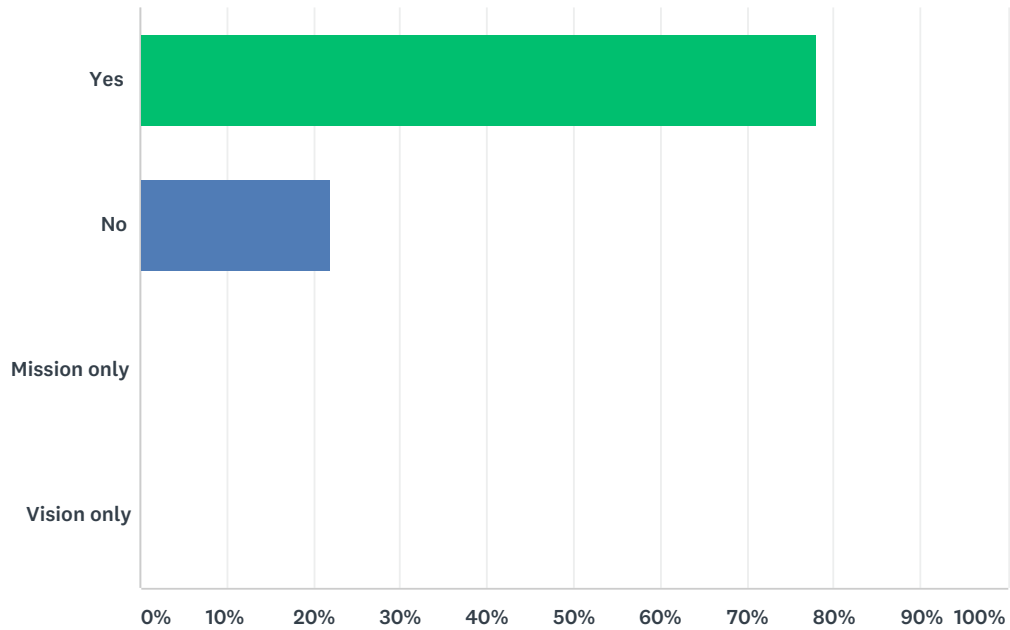
Answered: 41 Skipped: 0



ANSWER CHOICES	RESPONSES	
Yes	92.68%	38
No	4.88%	2
Mission only	2.44%	1
Vision only	0.00%	0
TOTAL		41

### Q5 I know the district's mission/vision.

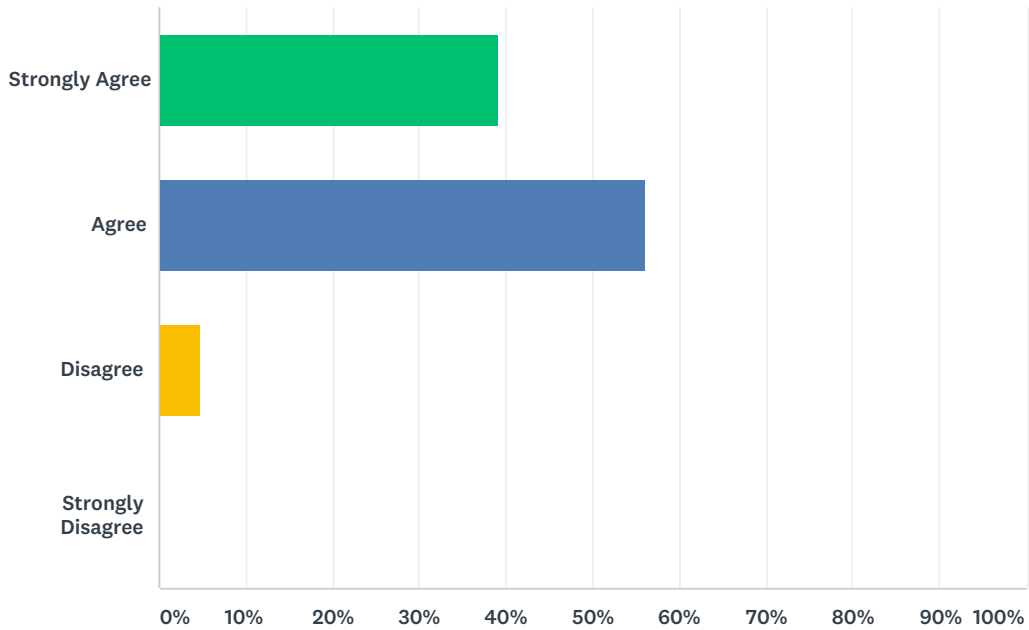
Answered: 41 Skipped: 0



ANSWER CHOICES	RESPONSES	
Yes	78.05%	32
No	21.95%	9
Mission only	0.00%	0
Vision only	0.00%	0
TOTAL		41

## Q6 Overall, I am satisfied with my school.

Answered: 41 Skipped: 0

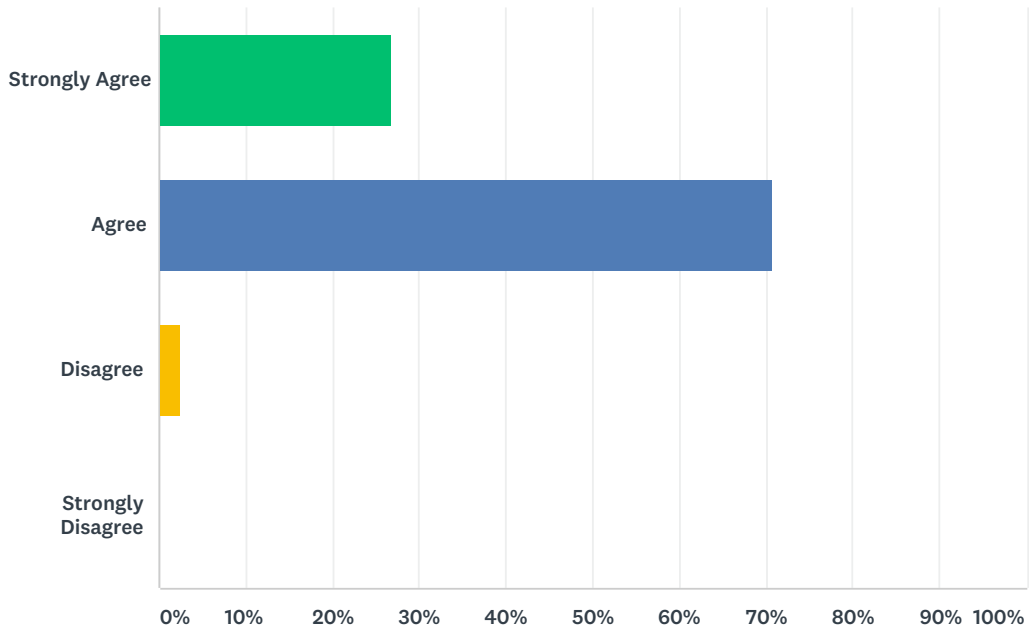


ANSWER CHOICES	RESPONSES	
Strongly Agree	39.02%	16
Agree	56.10%	23
Disagree	4.88%	2
Strongly Disagree	0.00%	0
TOTAL		41



Q7 I am satisfied with the education my school provides for students.

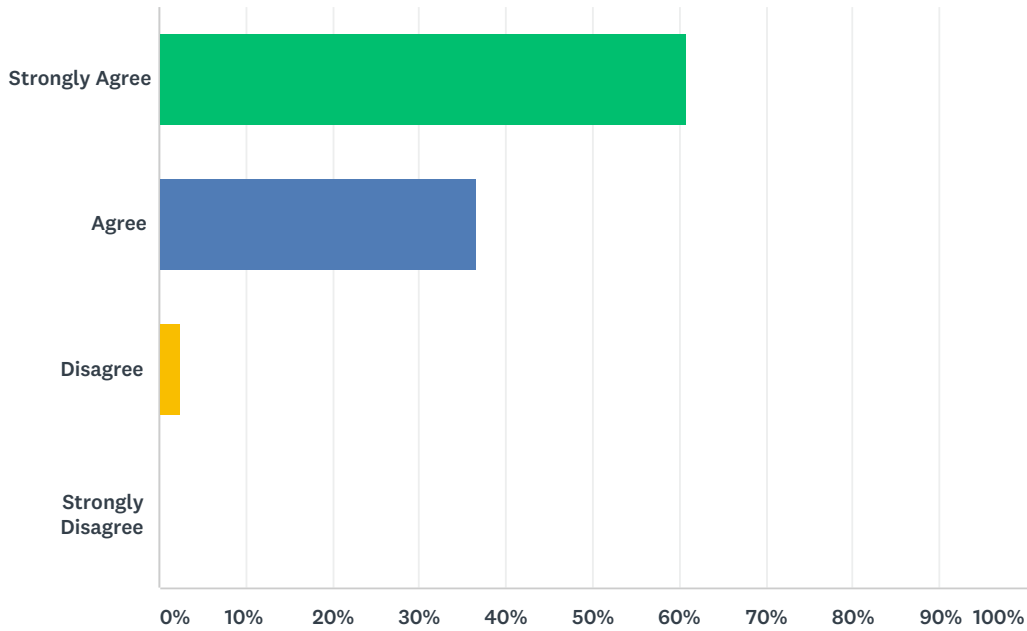
Answered: 41 Skipped: 0



ANSWER CHOICES	RESPONSES	
Strongly Agree	26.83%	11
Agree	70.73%	29
Disagree	2.44%	1
Strongly Disagree	0.00%	0
TOTAL		41

### Q8 My school maintains high academic standards and expectations for students.

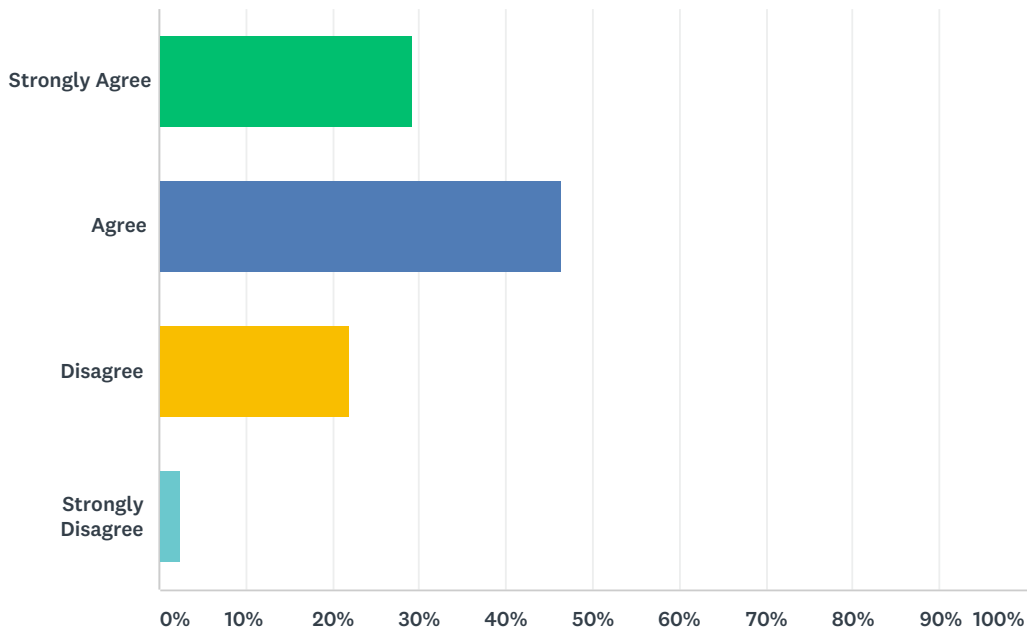
Answered: 41 Skipped: 0



ANSWER CHOICES	RESPONSES	
Strongly Agree	60.98%	25
Agree	36.59%	15
Disagree	2.44%	1
Strongly Disagree	0.00%	0
<b>TOTAL</b>		<b>41</b>

### Q9 My school provides excellent social and academic counseling and/or career planning services for students.

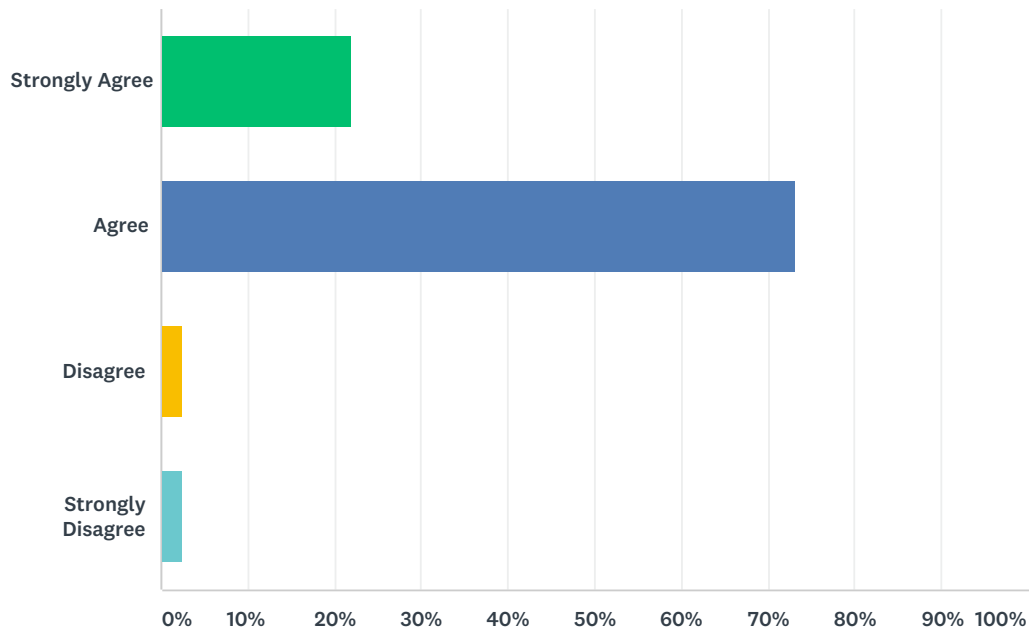
Answered: 41 Skipped: 0



ANSWER CHOICES	RESPONSES	
Strongly Agree	29.27%	12
Agree	46.34%	19
Disagree	21.95%	9
Strongly Disagree	2.44%	1
<b>TOTAL</b>		<b>41</b>

## Q10 I am satisfied my school provides the skills and education necessary to be successful.

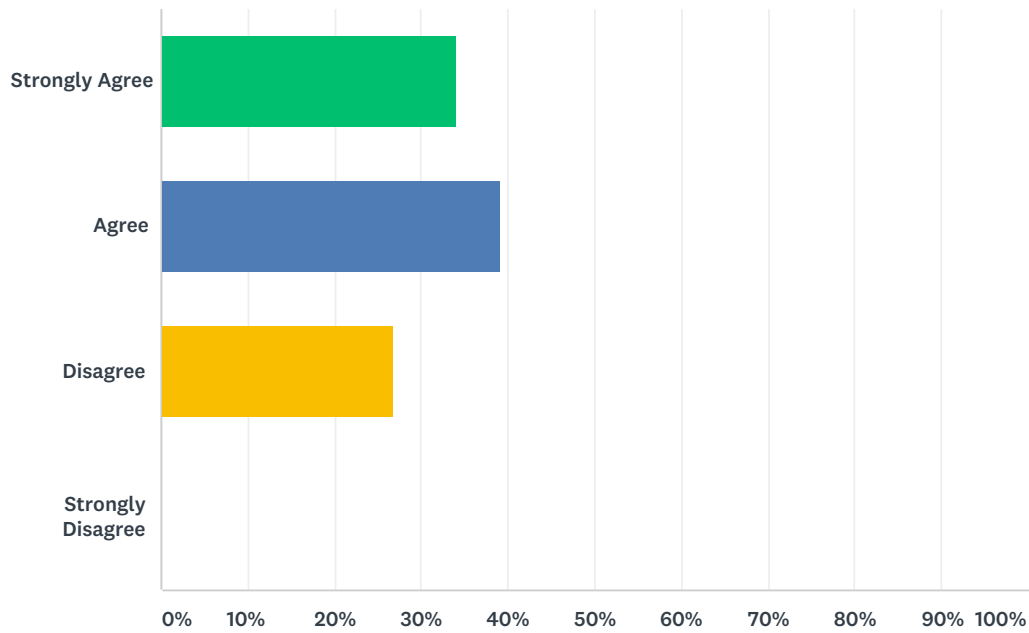
Answered: 41 Skipped: 0



ANSWER CHOICES	RESPONSES	
Strongly Agree	21.95%	9
Agree	73.17%	30
Disagree	2.44%	1
Strongly Disagree	2.44%	1
<b>TOTAL</b>		<b>41</b>

### Q11 I am satisfied with my students' access to technology during the school day.

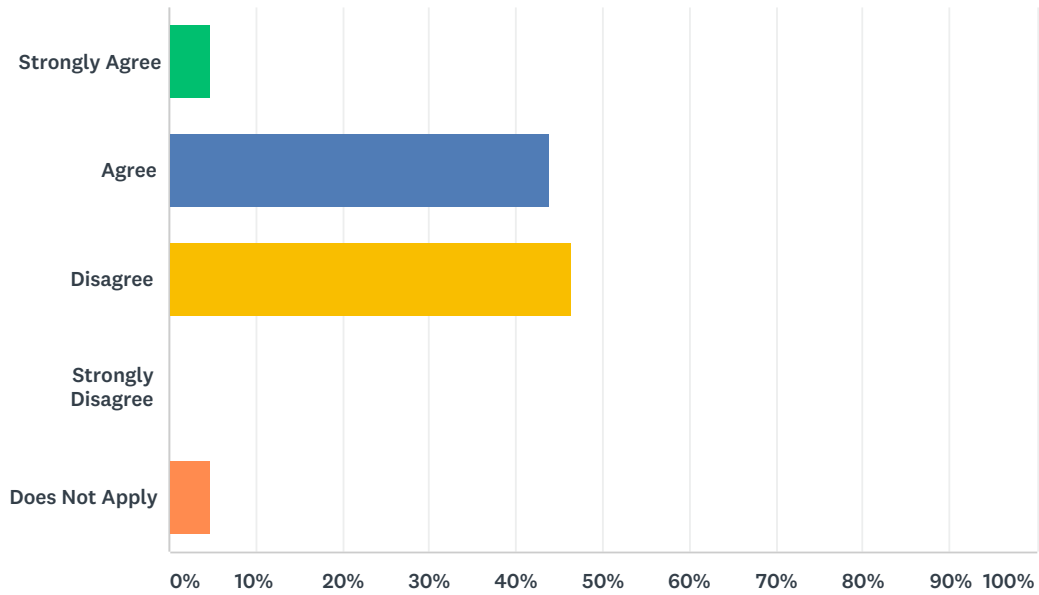
Answered: 41 Skipped: 0



ANSWER CHOICES	RESPONSES	
Strongly Agree	34.15%	14
Agree	39.02%	16
Disagree	26.83%	11
Strongly Disagree	0.00%	0
<b>TOTAL</b>		<b>41</b>

## Q12 I am satisfied with my students' access to technology at home.

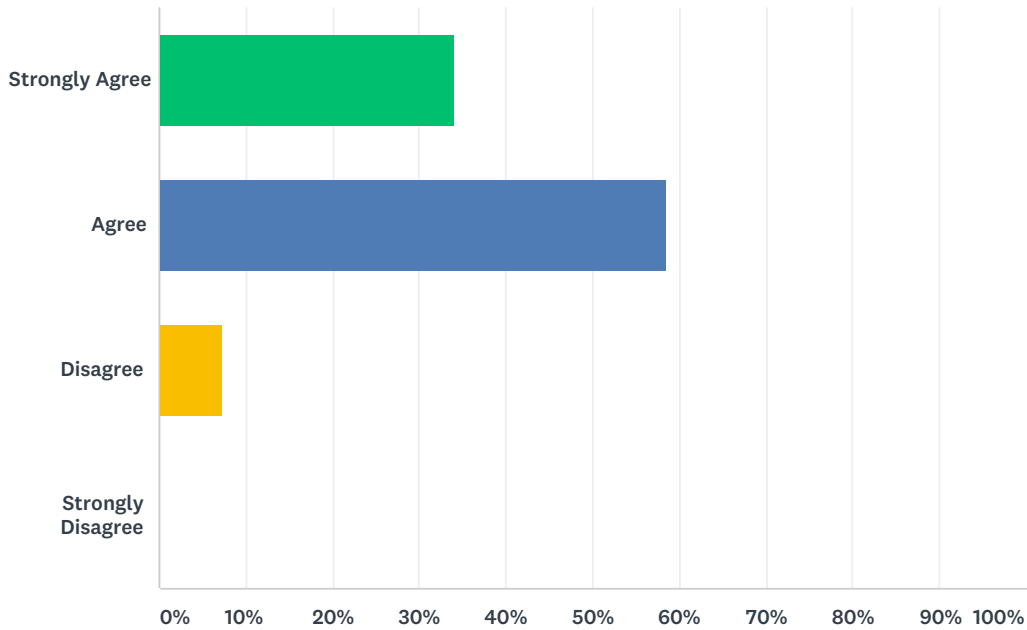
Answered: 41 Skipped: 0



ANSWER CHOICES	RESPONSES	
Strongly Agree	4.88%	2
Agree	43.90%	18
Disagree	46.34%	19
Strongly Disagree	0.00%	0
Does Not Apply	4.88%	2
<b>TOTAL</b>		<b>41</b>

### Q13 I have opportunities to grow professionally.

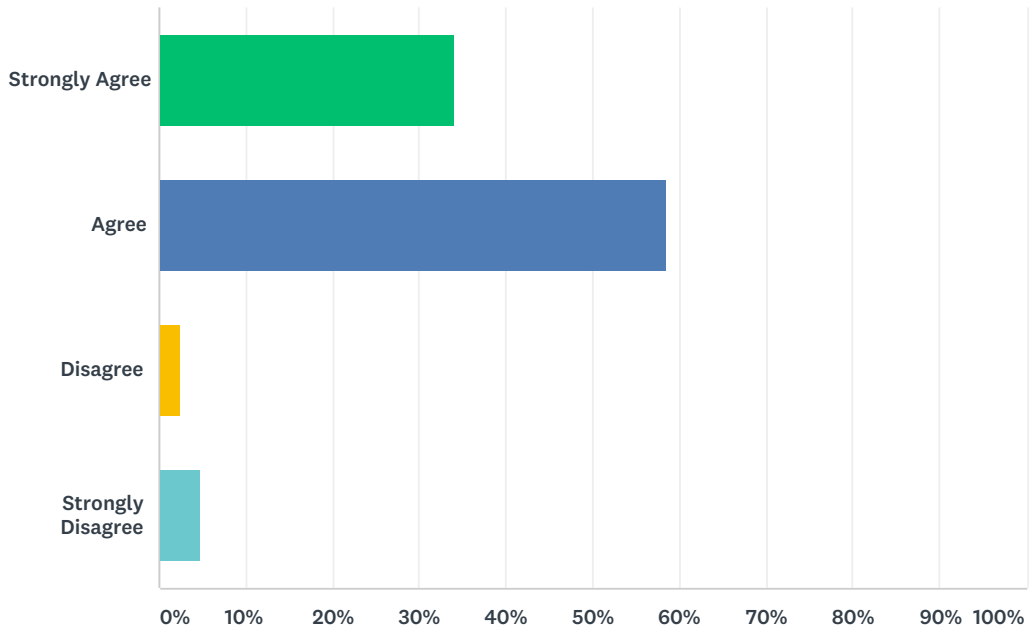
Answered: 41 Skipped: 0



ANSWER CHOICES	RESPONSES	
Strongly Agree	34.15%	14
Agree	58.54%	24
Disagree	7.32%	3
Strongly Disagree	0.00%	0
TOTAL		41

### Q14 My school makes me feel my job is important and valued.

Answered: 41 Skipped: 0

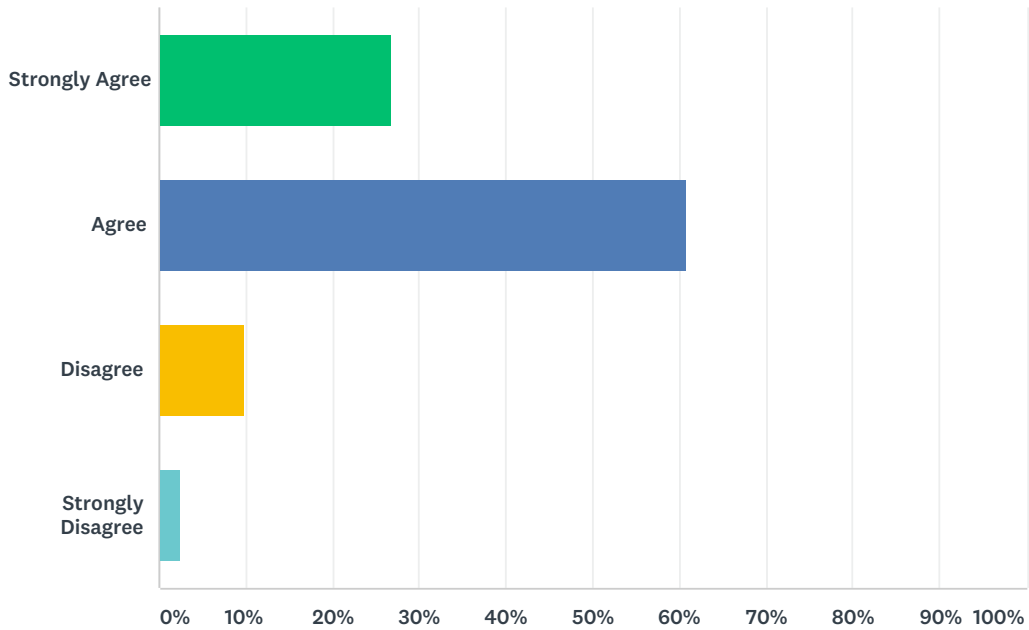


ANSWER CHOICES	RESPONSES	
Strongly Agree	34.15%	14
Agree	58.54%	24
Disagree	2.44%	1
Strongly Disagree	4.88%	2
TOTAL		41



### Q15 I feel communication from my campus is effective.

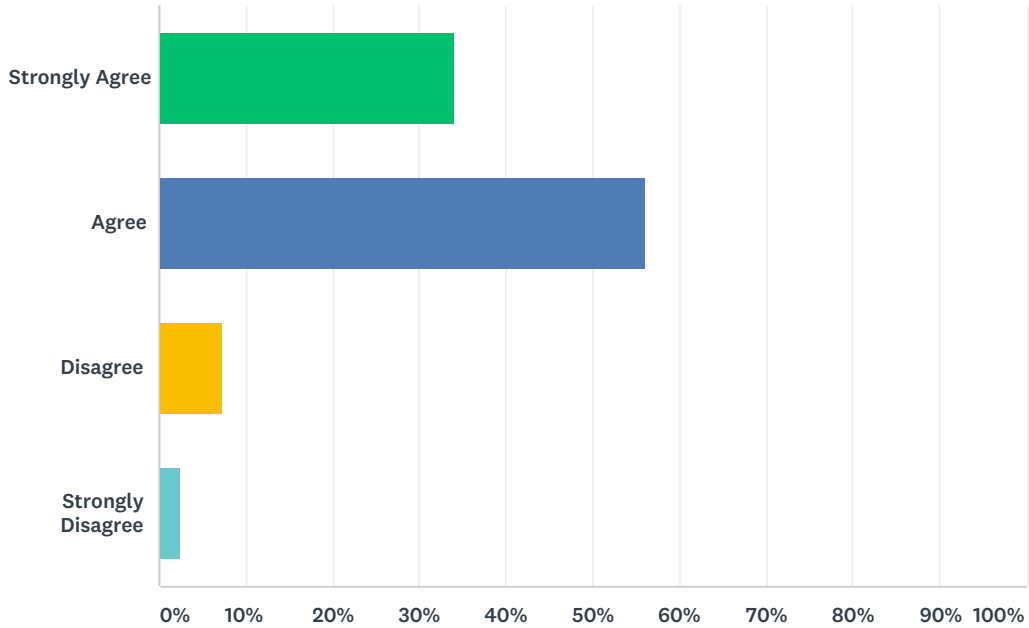
Answered: 41 Skipped: 0



ANSWER CHOICES	RESPONSES
Strongly Agree	26.83% 11
Agree	60.98% 25
Disagree	9.76% 4
Strongly Disagree	2.44% 1
TOTAL	41

### Q16 At my school there is a collaborative culture.

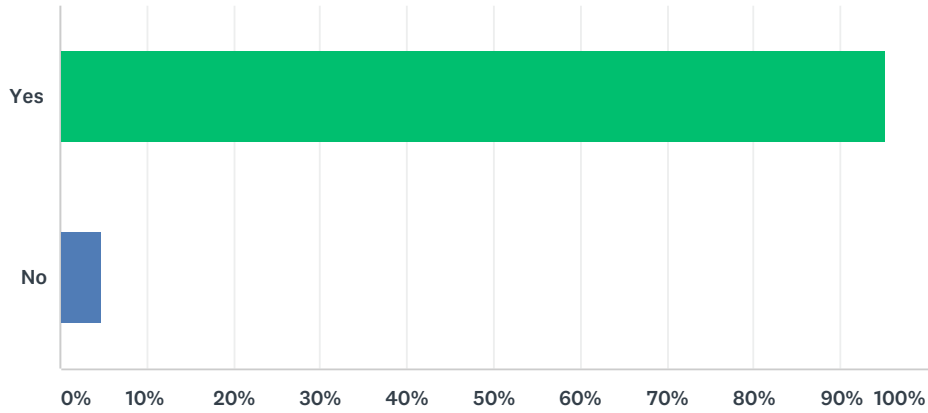
Answered: 41 Skipped: 0



ANSWER CHOICES	RESPONSES	
Strongly Agree	34.15%	14
Agree	56.10%	23
Disagree	7.32%	3
Strongly Disagree	2.44%	1
TOTAL		41

**Q17 If asked by a parent, could you advise the parent as to the steps to take to resolve the parent's academic and/or discipline concern with his/her child?**

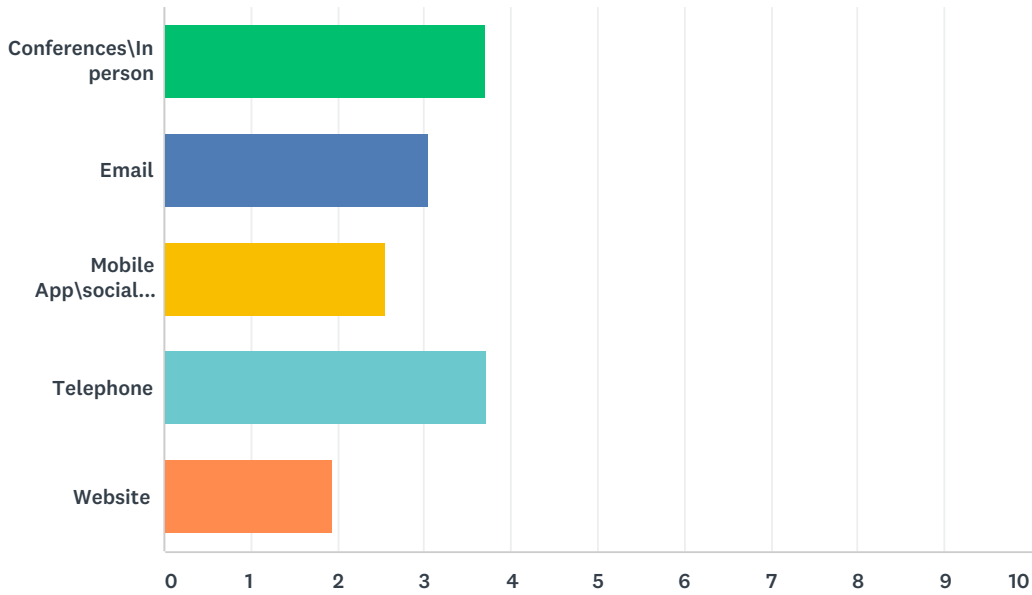
Answered: 41 Skipped: 0



ANSWER CHOICES	RESPONSES	
Yes	95.12%	39
No	4.88%	2
TOTAL		41

Q18 Rank from 1 to 5 ("1 - Most Preferred" to "5 - Least Preferred") your preferred methods, in general, to communicate with parent\guardians.

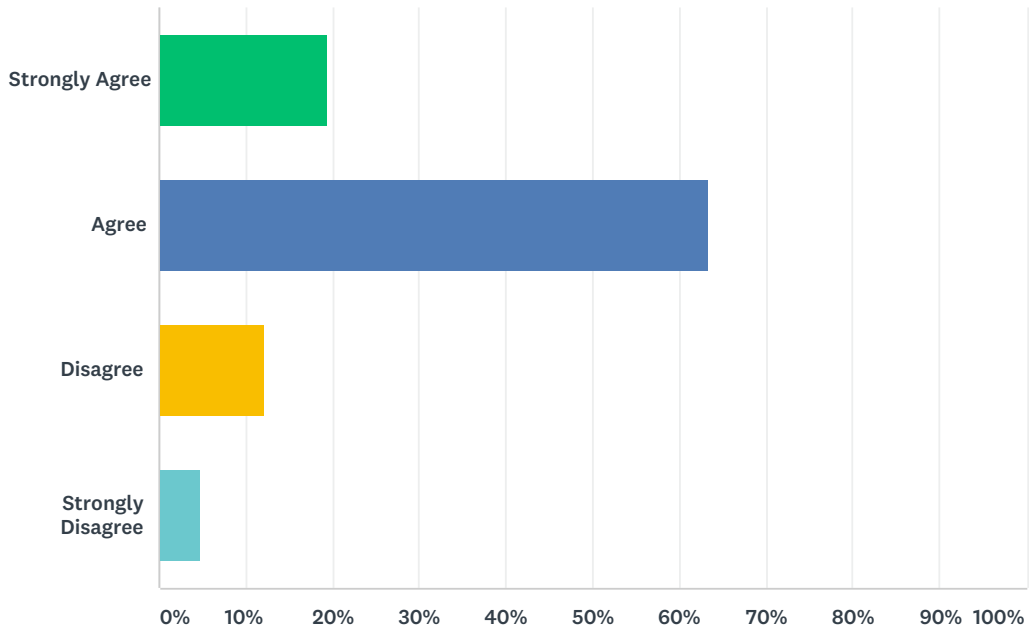
Answered: 41 Skipped: 0



	1	2	3	4	5	TOTAL	SCORE
Conferences\In person	31.71% 13	21.95% 9	36.59% 15	4.88% 2	4.88% 2	41	3.71
Email	12.20% 5	21.95% 9	31.71% 13	26.83% 11	7.32% 3	41	3.05
Mobile App\social media	19.51% 8	7.32% 3	14.63% 6	26.83% 11	31.71% 13	41	2.56
Telephone	21.95% 9	48.78% 20	14.63% 6	9.76% 4	4.88% 2	41	3.73
Website	14.63% 6	0.00% 0	2.44% 1	31.71% 13	51.22% 21	41	1.95

### Q19 I feel communication from the school district is effective.

Answered: 41 Skipped: 0



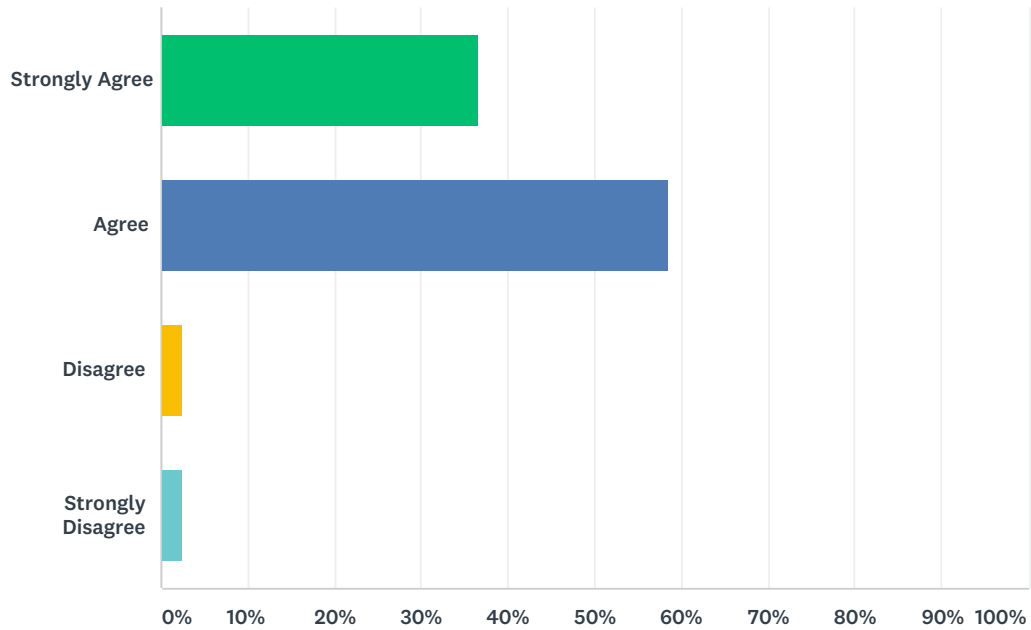
ANSWER CHOICES	RESPONSES	
Strongly Agree	19.51%	8
Agree	63.41%	26
Disagree	12.20%	5
Strongly Disagree	4.88%	2
TOTAL		41

**Q20 MCSD wants to ensure that we effectively communicate with all teachers. In the space below, please tell us what the district needs to do to improve our efforts to communicate with teachers.**

Answered: 19 Skipped: 22

## Q21 Campus administration does a good job of leading my school.

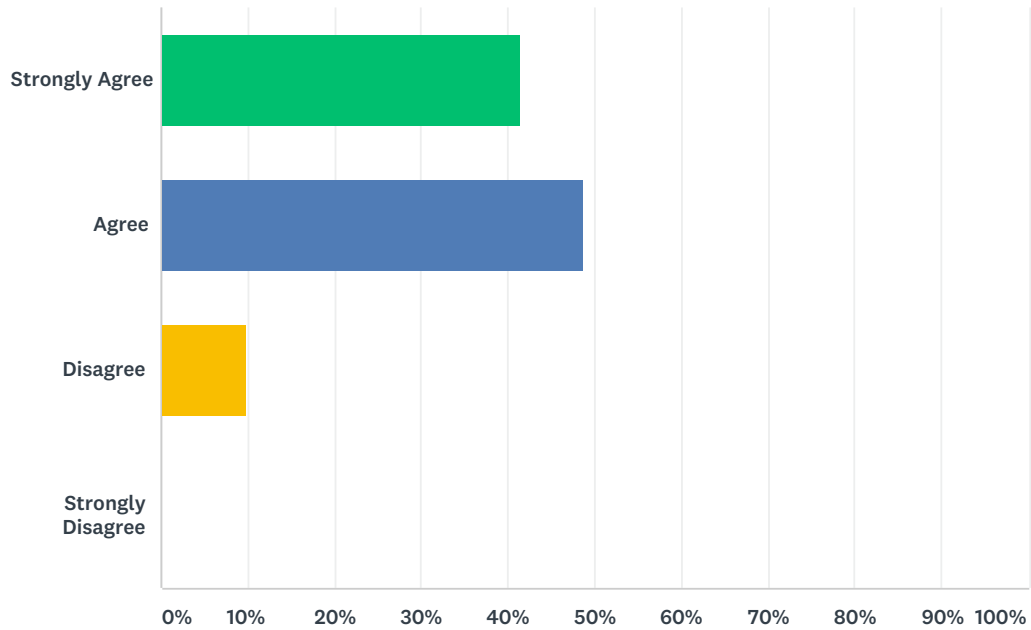
Answered: 41 Skipped: 0



ANSWER CHOICES	RESPONSES	
Strongly Agree	36.59%	15
Agree	58.54%	24
Disagree	2.44%	1
Strongly Disagree	2.44%	1
TOTAL		41

## Q22 Relationships between staff members are respectful and responsive.

Answered: 41 Skipped: 0

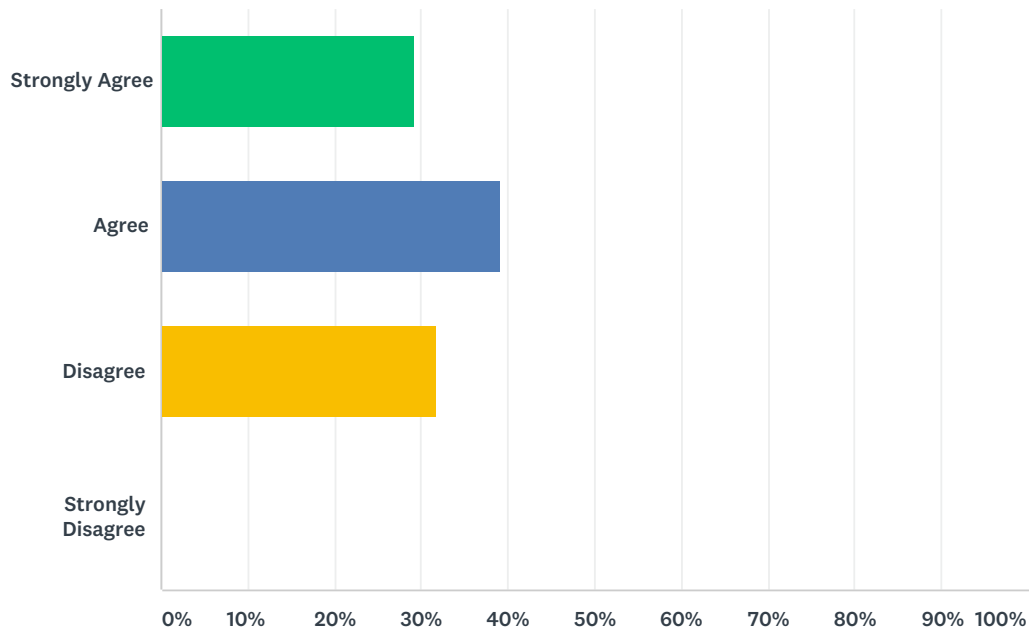


ANSWER CHOICES	RESPONSES	
Strongly Agree	41.46%	17
Agree	48.78%	20
Disagree	9.76%	4
Strongly Disagree	0.00%	0
TOTAL		41



### Q23 There are consistent initiatives at my school designed to acknowledge excellence and celebrate success.

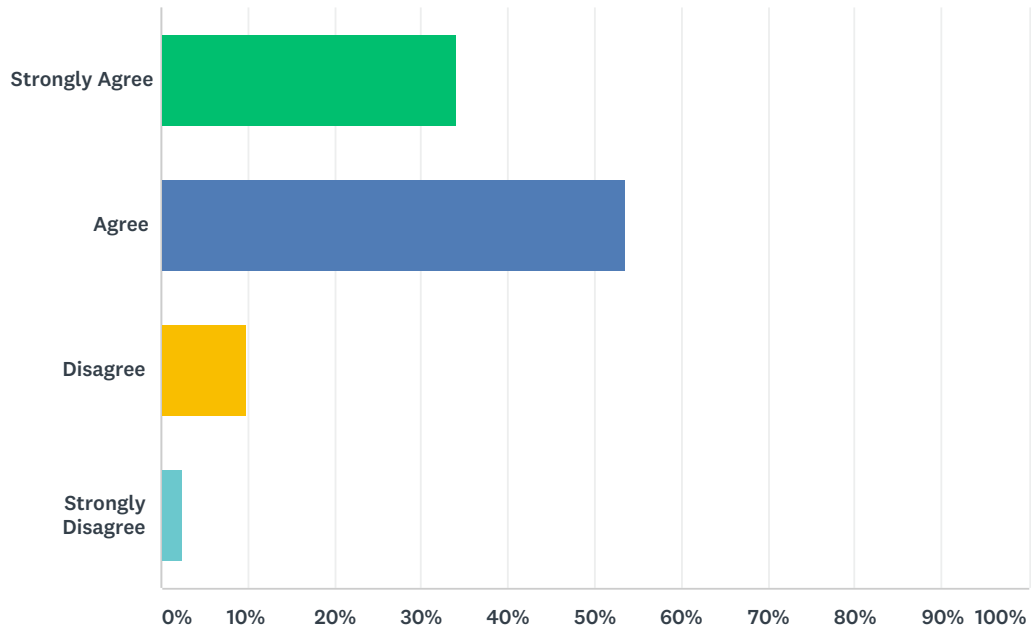
Answered: 41 Skipped: 0



ANSWER CHOICES	RESPONSES	
Strongly Agree	29.27%	12
Agree	39.02%	16
Disagree	31.71%	13
Strongly Disagree	0.00%	0
<b>TOTAL</b>		<b>41</b>

## Q24 I have opportunities to give input.

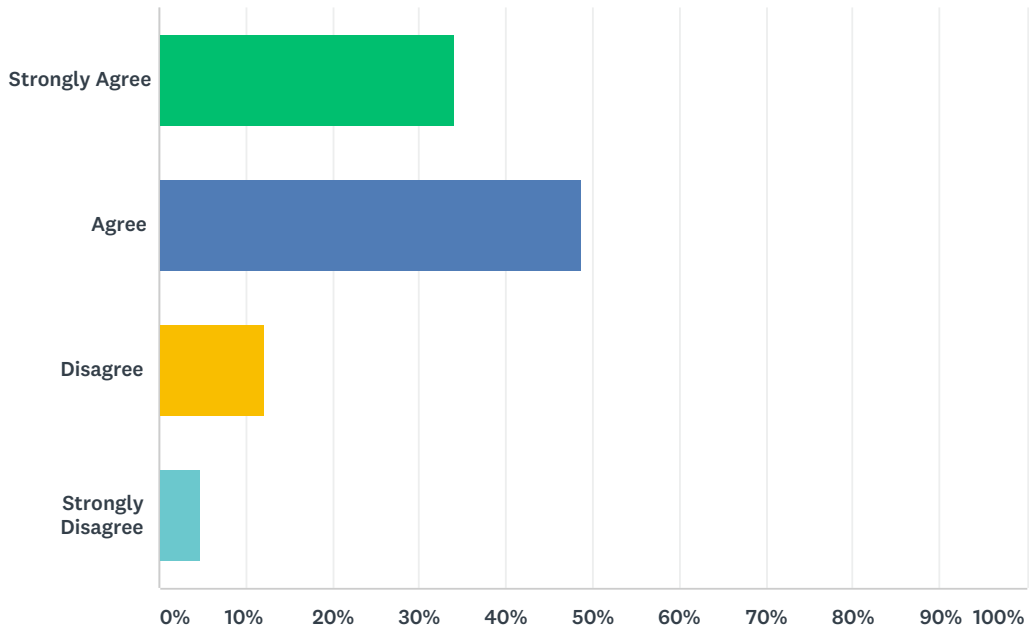
Answered: 41 Skipped: 0



ANSWER CHOICES	RESPONSES	
Strongly Agree	34.15%	14
Agree	53.66%	22
Disagree	9.76%	4
Strongly Disagree	2.44%	1
TOTAL		41

## Q25 I am satisfied with the environment at my school.

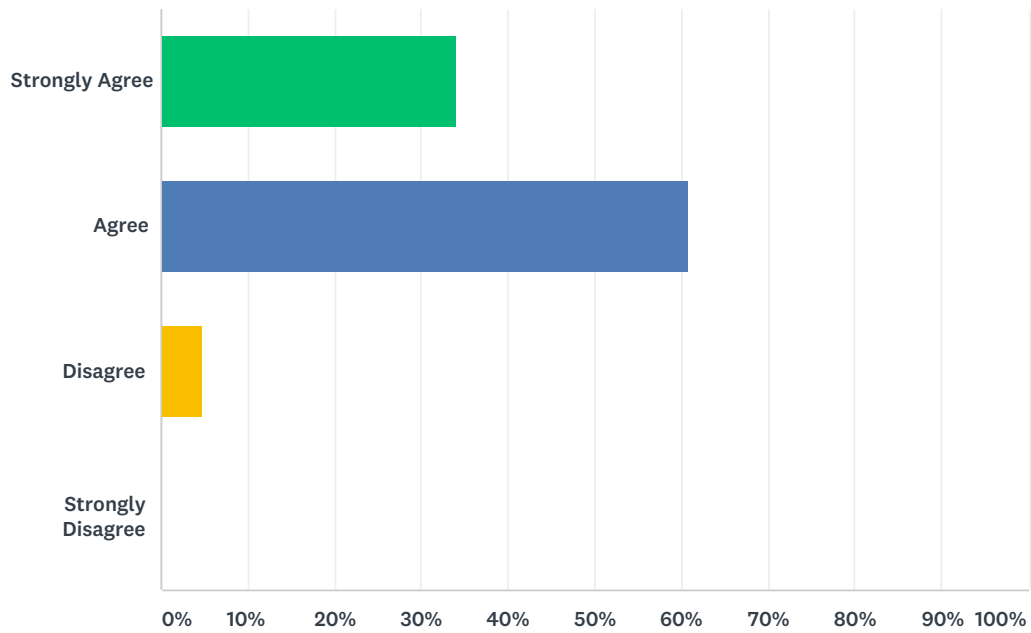
Answered: 41 Skipped: 0



ANSWER CHOICES	RESPONSES	
Strongly Agree	34.15%	14
Agree	48.78%	20
Disagree	12.20%	5
Strongly Disagree	4.88%	2
TOTAL		41

## Q26 The overall climate or feeling at my school is positive and helps students learn.

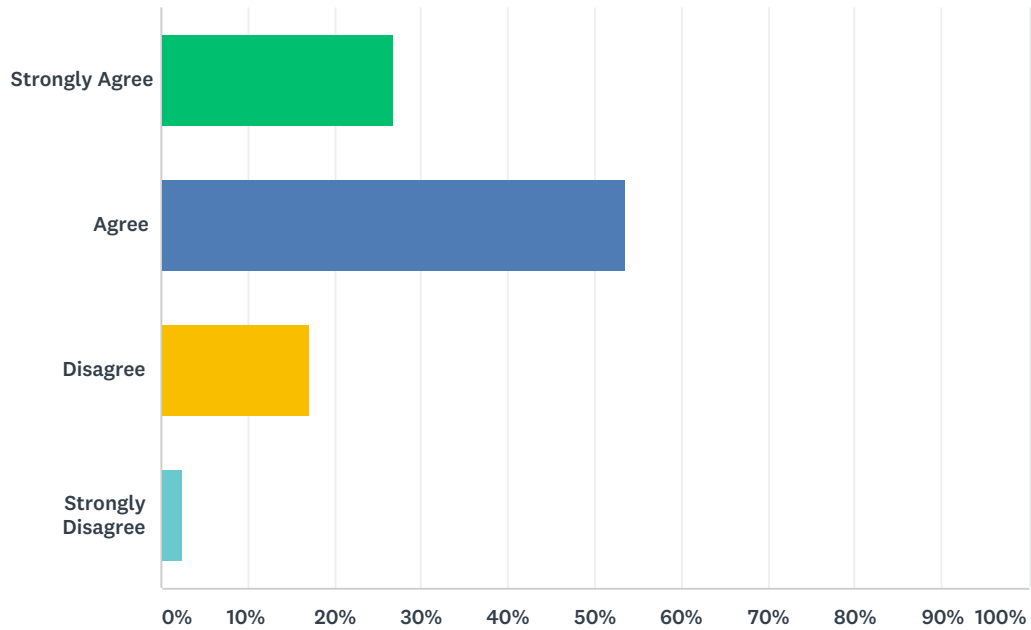
Answered: 41 Skipped: 0



ANSWER CHOICES	RESPONSES	
Strongly Agree	34.15%	14
Agree	60.98%	25
Disagree	4.88%	2
Strongly Disagree	0.00%	0
<b>TOTAL</b>		<b>41</b>

## Q27 My opinions matter.

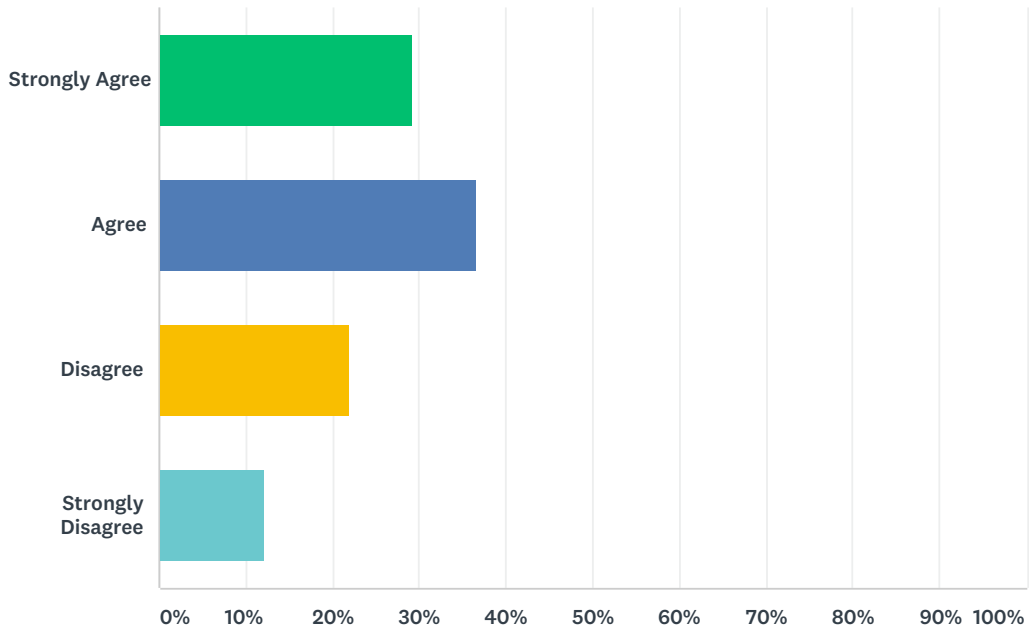
Answered: 41 Skipped: 0



ANSWER CHOICES	RESPONSES	
Strongly Agree	26.83%	11
Agree	53.66%	22
Disagree	17.07%	7
Strongly Disagree	2.44%	1
TOTAL		41

## Q28 I am satisfied that my school is safe and secure.

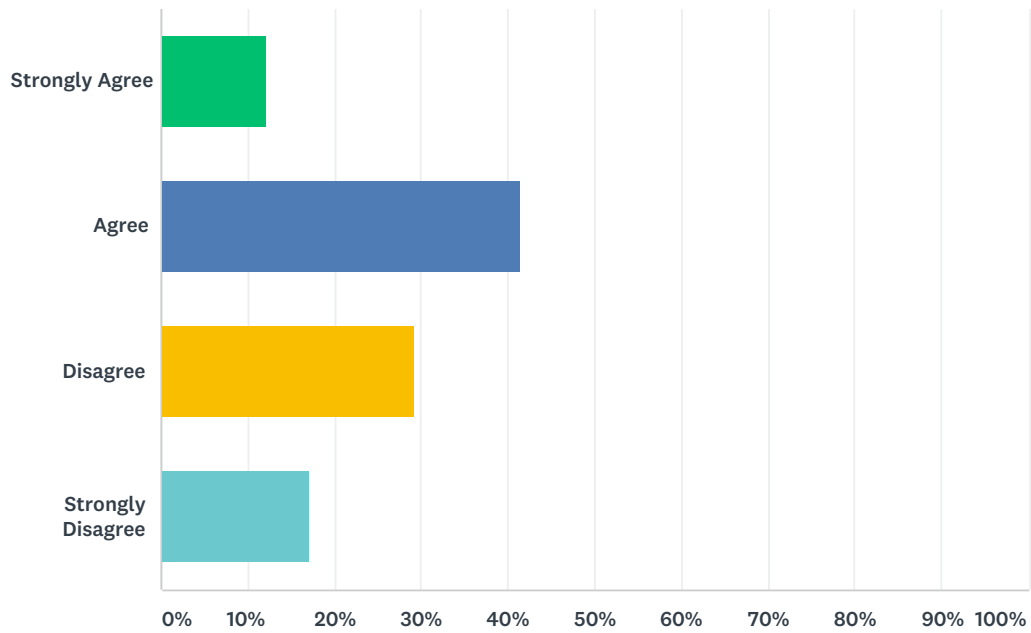
Answered: 41 Skipped: 0



ANSWER CHOICES	RESPONSES	
Strongly Agree	29.27%	12
Agree	36.59%	15
Disagree	21.95%	9
Strongly Disagree	12.20%	5
TOTAL		41

## Q29 The school uses adequate disciplinary measures when dealing with disruptive students.

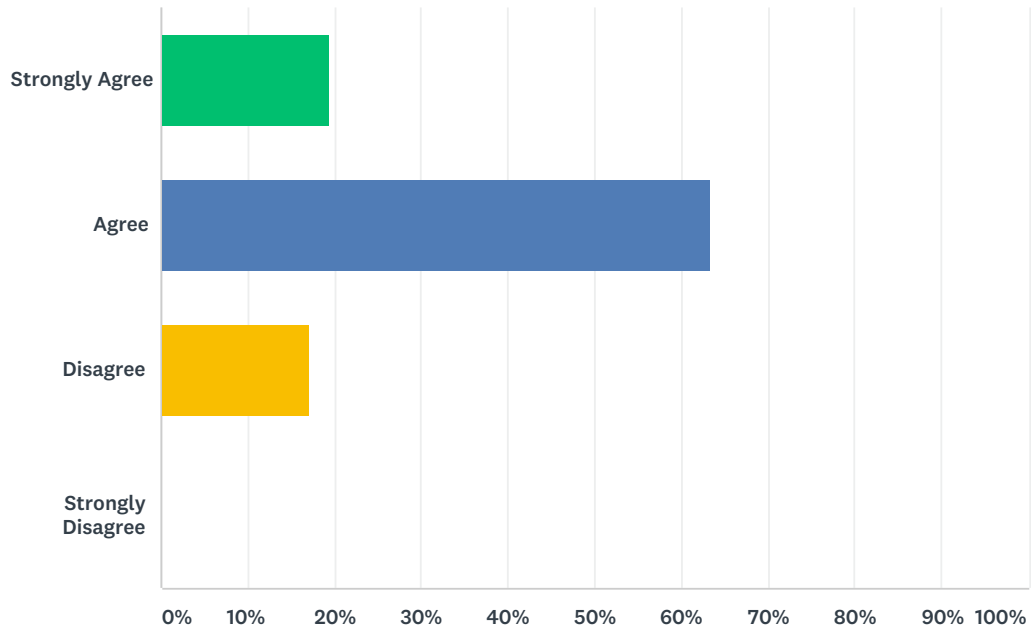
Answered: 41 Skipped: 0



ANSWER CHOICES	RESPONSES	
Strongly Agree	12.20%	5
Agree	41.46%	17
Disagree	29.27%	12
Strongly Disagree	17.07%	7
<b>TOTAL</b>		<b>41</b>

### Q30 I am satisfied with the dress code at my school.

Answered: 41 Skipped: 0

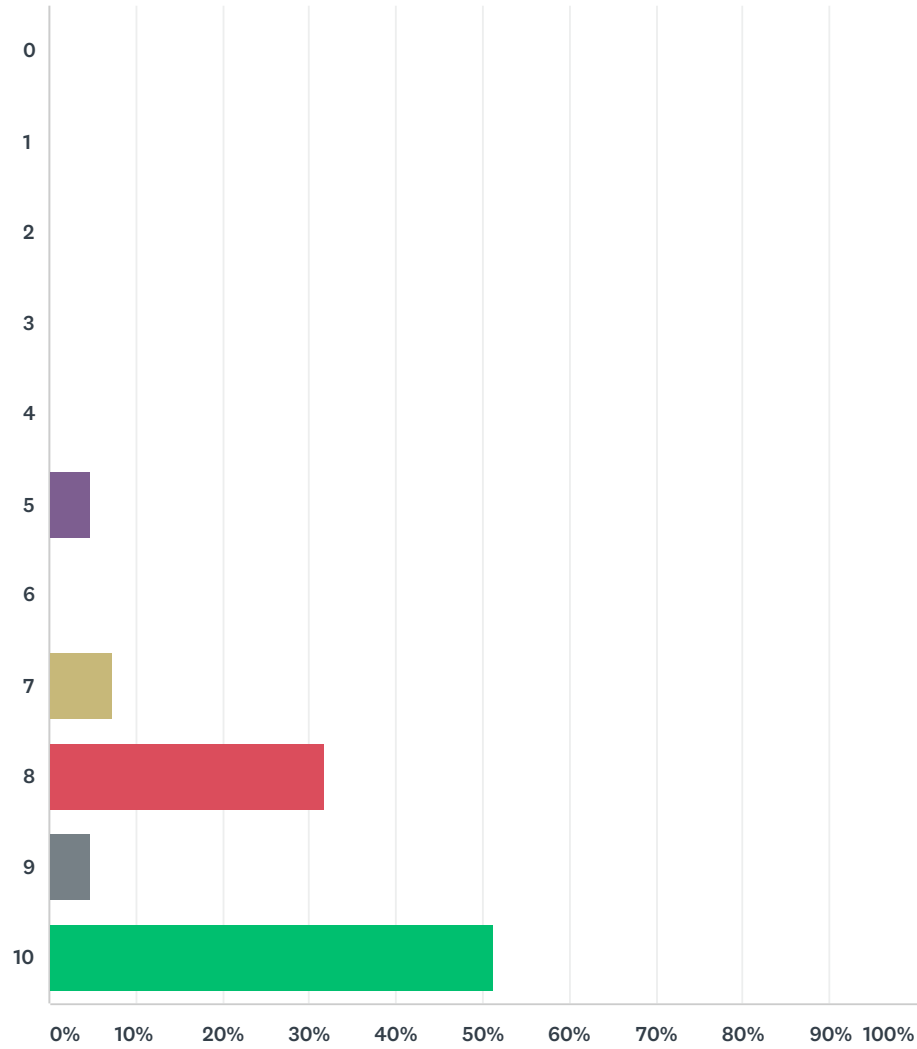


ANSWER CHOICES	RESPONSES	
Strongly Agree	19.51%	8
Agree	63.41%	26
Disagree	17.07%	7
Strongly Disagree	0.00%	0
<b>TOTAL</b>		<b>41</b>



Q31 Thinking about all your experiences with this school, how likely are you to recommend this school to others? (Scale of 0 to 10, where 0 is Extremely Unlikely and 10 is Extremely Likely)

Answered: 41 Skipped: 0



ANSWER CHOICES	RESPONSES	
0	0.00%	0
1	0.00%	0
2	0.00%	0
3	0.00%	0
4	0.00%	0
5	4.88%	2
6	0.00%	0
7	7.32%	3

## Satisfaction & Engagement Survey (Teachers) 2019

8	31.71%	13
9	4.88%	2
10	51.22%	21
TOTAL		41

## Q32 COMMENTS:

Answered: 11 Skipped: 30