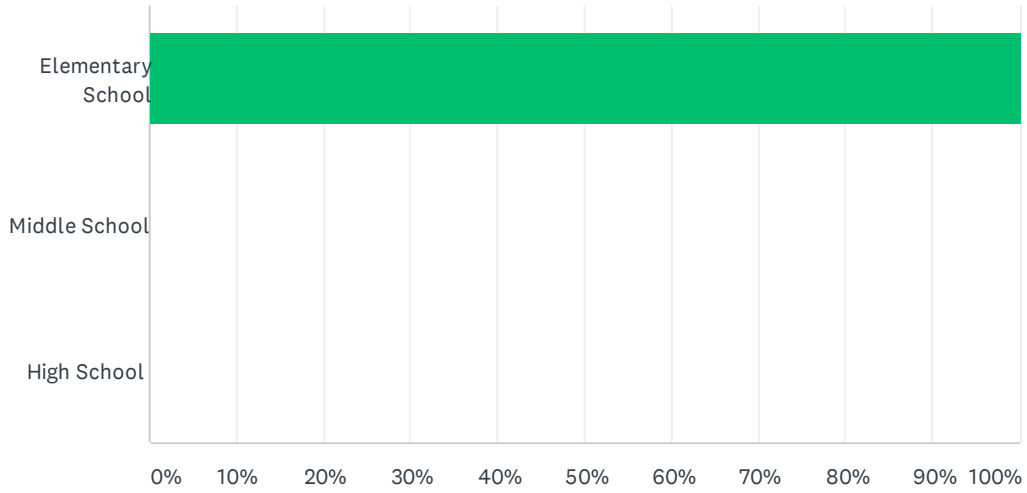


Q1 I teach at:

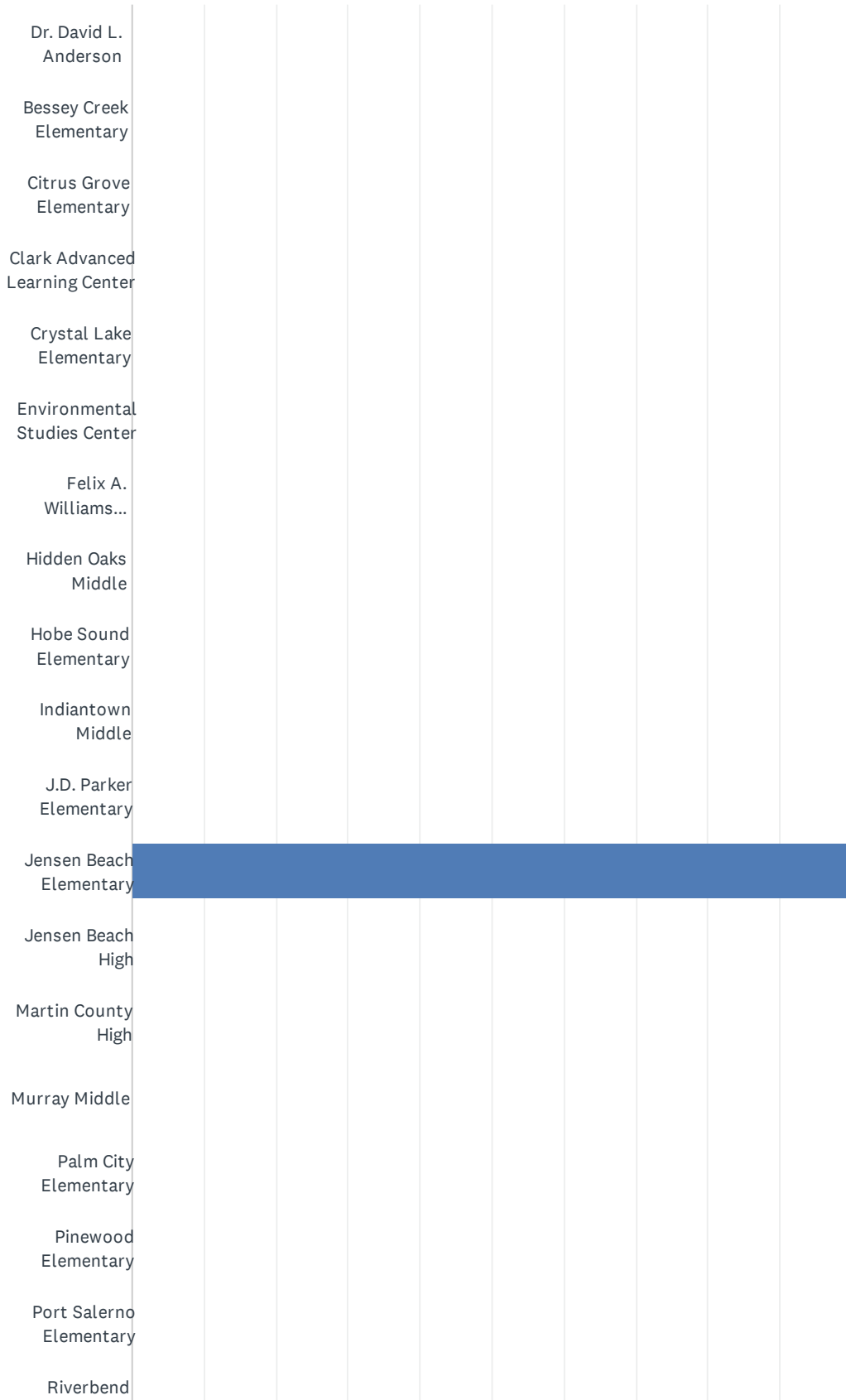
Answered: 31 Skipped: 0



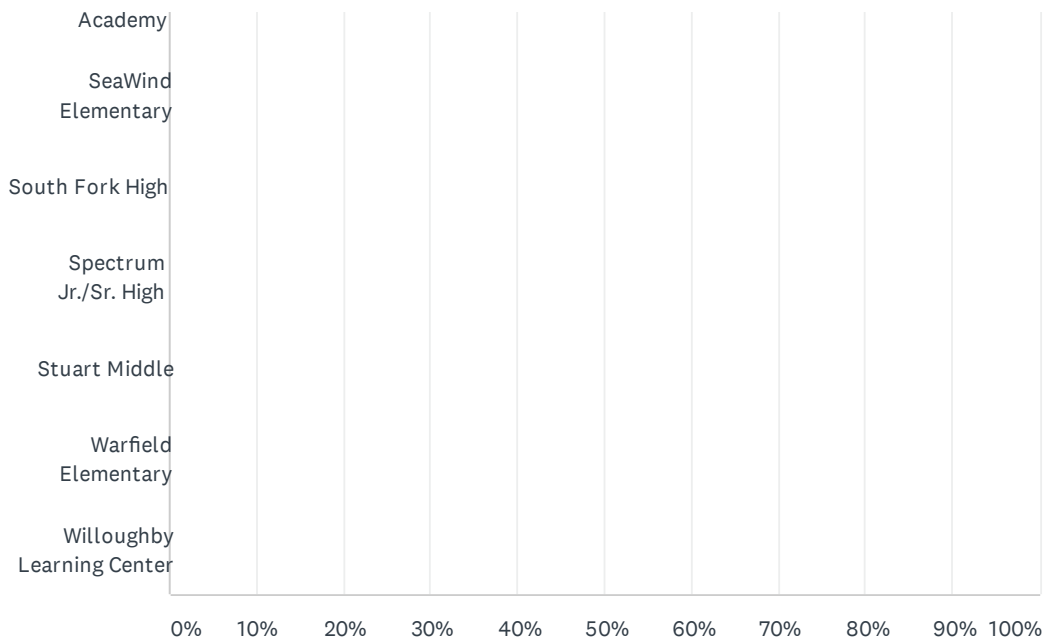
ANSWER CHOICES	RESPONSES	
Elementary School	100.00%	31
Middle School	0.00%	0
High School	0.00%	0
TOTAL		31

Q2 I teach at the following school:

Answered: 31 Skipped: 0



2021 Satisfaction & Engagement Survey- Teachers

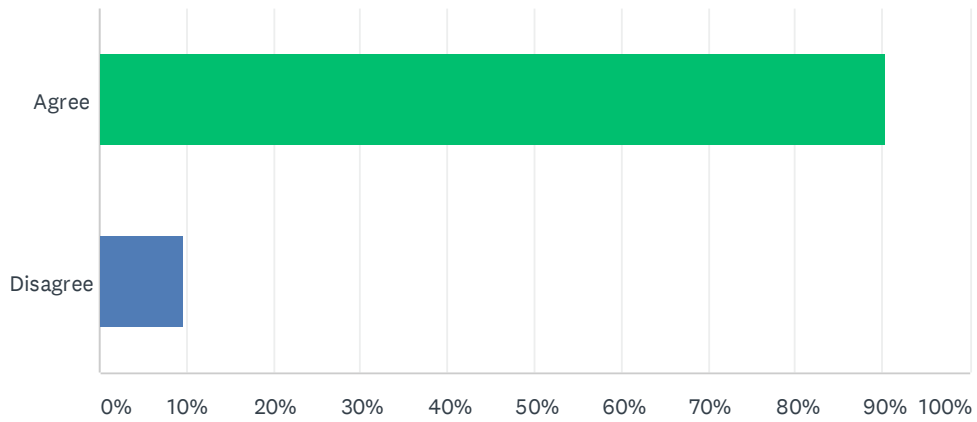


2021 Satisfaction & Engagement Survey- Teachers

ANSWER CHOICES	RESPONSES	
Dr. David L. Anderson	0.00%	0
Bessey Creek Elementary	0.00%	0
Citrus Grove Elementary	0.00%	0
Clark Advanced Learning Center	0.00%	0
Crystal Lake Elementary	0.00%	0
Environmental Studies Center	0.00%	0
Felix A. Williams Elementary	0.00%	0
Hidden Oaks Middle	0.00%	0
Hobe Sound Elementary	0.00%	0
Indiantown Middle	0.00%	0
J.D. Parker Elementary	0.00%	0
Jensen Beach Elementary	100.00%	31
Jensen Beach High	0.00%	0
Martin County High	0.00%	0
Murray Middle	0.00%	0
Palm City Elementary	0.00%	0
Pinewood Elementary	0.00%	0
Port Salerno Elementary	0.00%	0
Riverbend Academy	0.00%	0
SeaWind Elementary	0.00%	0
South Fork High	0.00%	0
Spectrum Jr./Sr. High	0.00%	0
Stuart Middle	0.00%	0
Warfield Elementary	0.00%	0
Willoughby Learning Center	0.00%	0
TOTAL		31

Q3 My school provides me with the necessary materials and training so I can teach my classes.

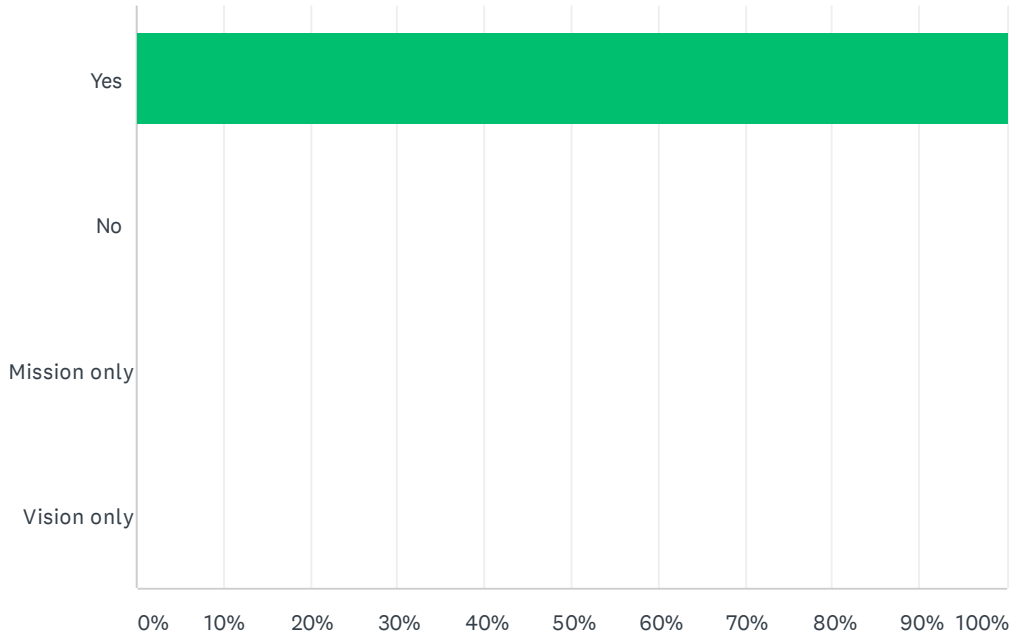
Answered: 31 Skipped: 0



ANSWER CHOICES	RESPONSES	
Agree	90.32%	28
Disagree	9.68%	3
TOTAL		31

Q4 I know my school's mission/vision.

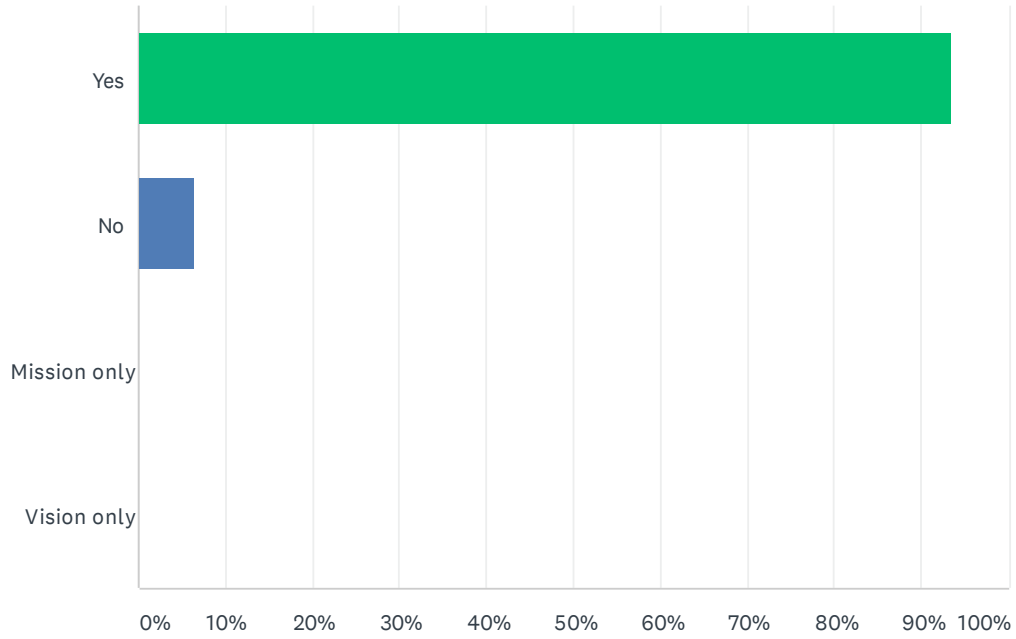
Answered: 31 Skipped: 0



ANSWER CHOICES	RESPONSES	
Yes	100.00%	31
No	0.00%	0
Mission only	0.00%	0
Vision only	0.00%	0
TOTAL		31

Q5 I know the district's mission/vision.

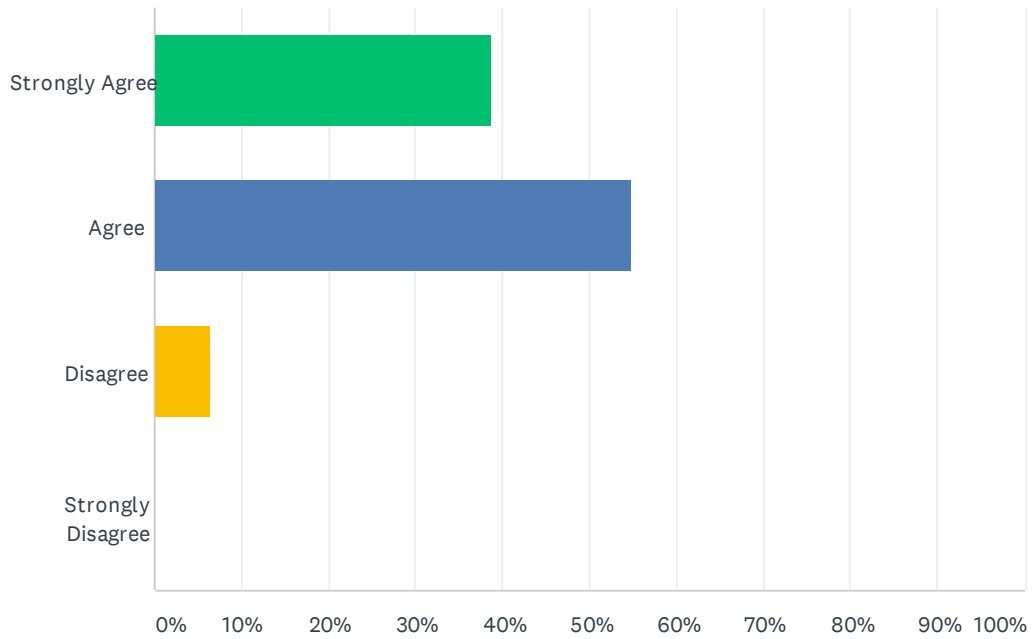
Answered: 31 Skipped: 0



ANSWER CHOICES	RESPONSES	
Yes	93.55%	29
No	6.45%	2
Mission only	0.00%	0
Vision only	0.00%	0
TOTAL		31

Q6 Overall, I am satisfied with my school.

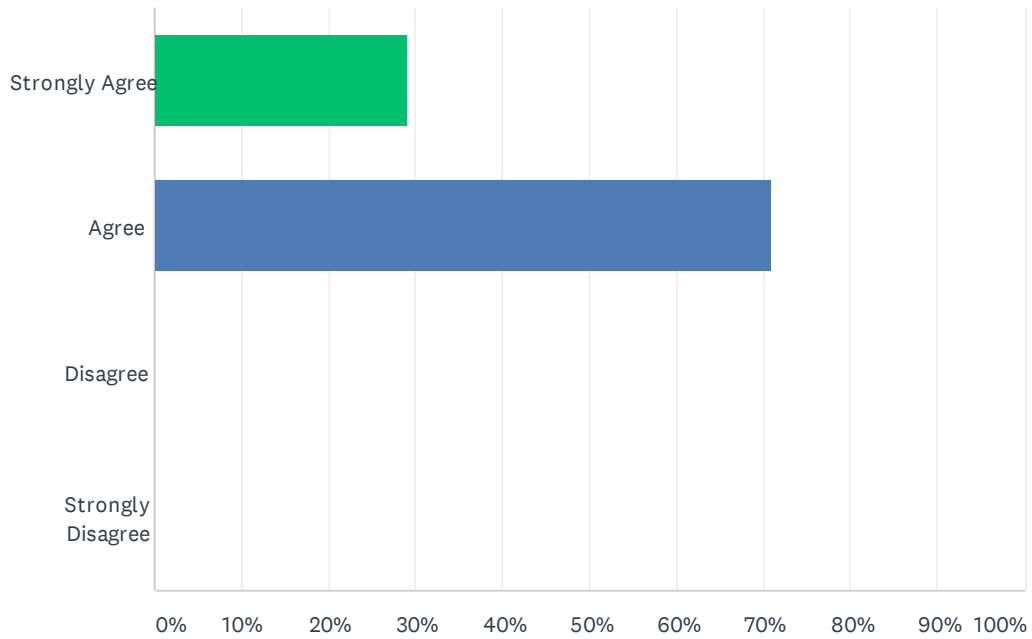
Answered: 31 Skipped: 0



ANSWER CHOICES	RESPONSES	
Strongly Agree	38.71%	12
Agree	54.84%	17
Disagree	6.45%	2
Strongly Disagree	0.00%	0
TOTAL		31

Q7 I am satisfied with the education my school provides for students.

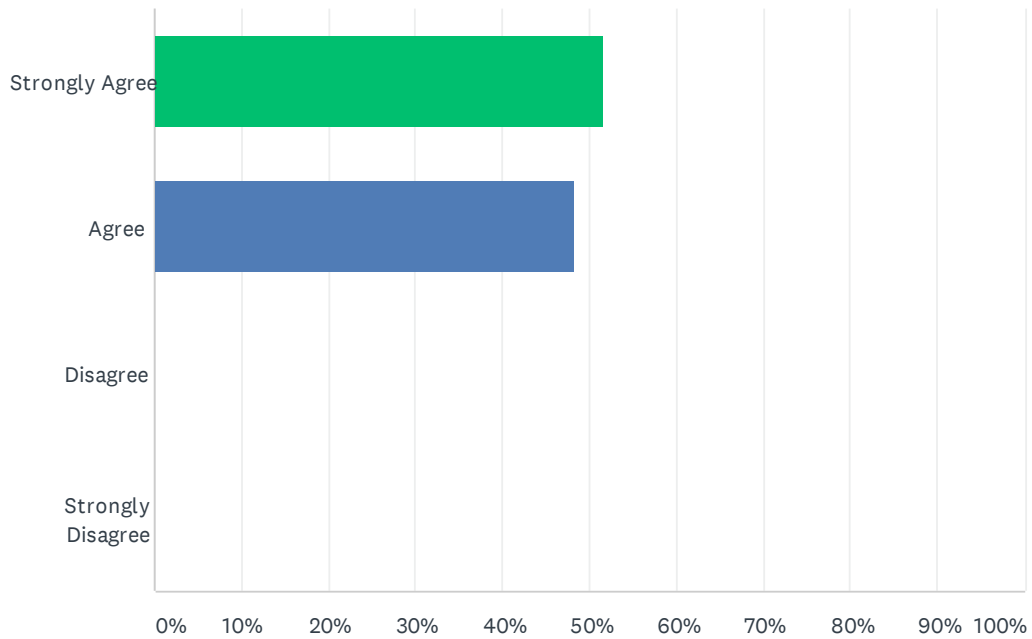
Answered: 31 Skipped: 0



ANSWER CHOICES	RESPONSES	
Strongly Agree	29.03%	9
Agree	70.97%	22
Disagree	0.00%	0
Strongly Disagree	0.00%	0
TOTAL		31

Q8 My school maintains high academic standards and expectations for students.

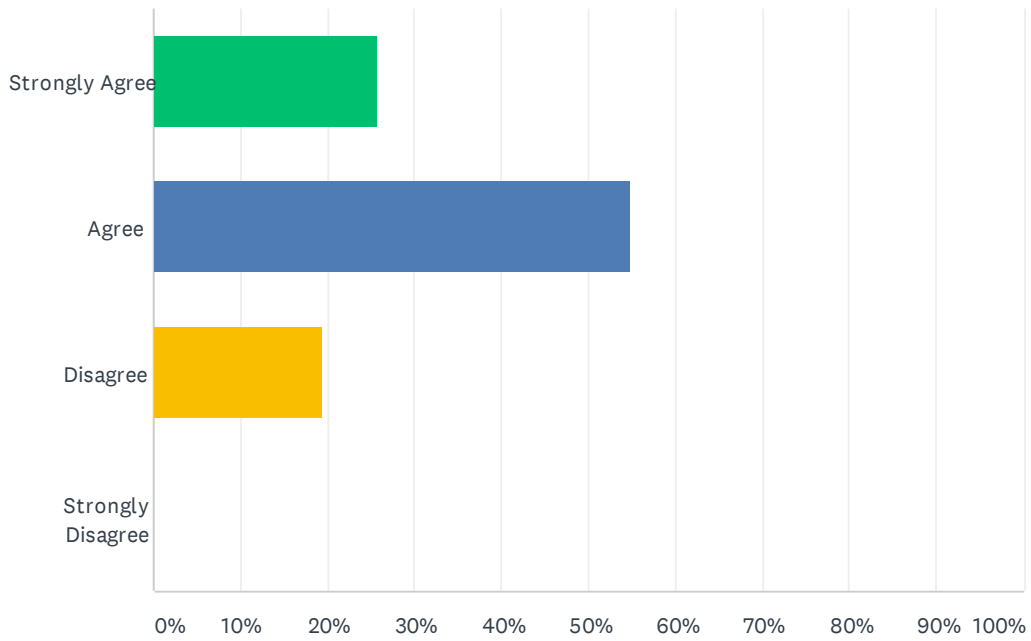
Answered: 31 Skipped: 0



ANSWER CHOICES	RESPONSES	
Strongly Agree	51.61%	16
Agree	48.39%	15
Disagree	0.00%	0
Strongly Disagree	0.00%	0
TOTAL		31

Q9 My school provides excellent social and academic counseling and/or career planning services for students.

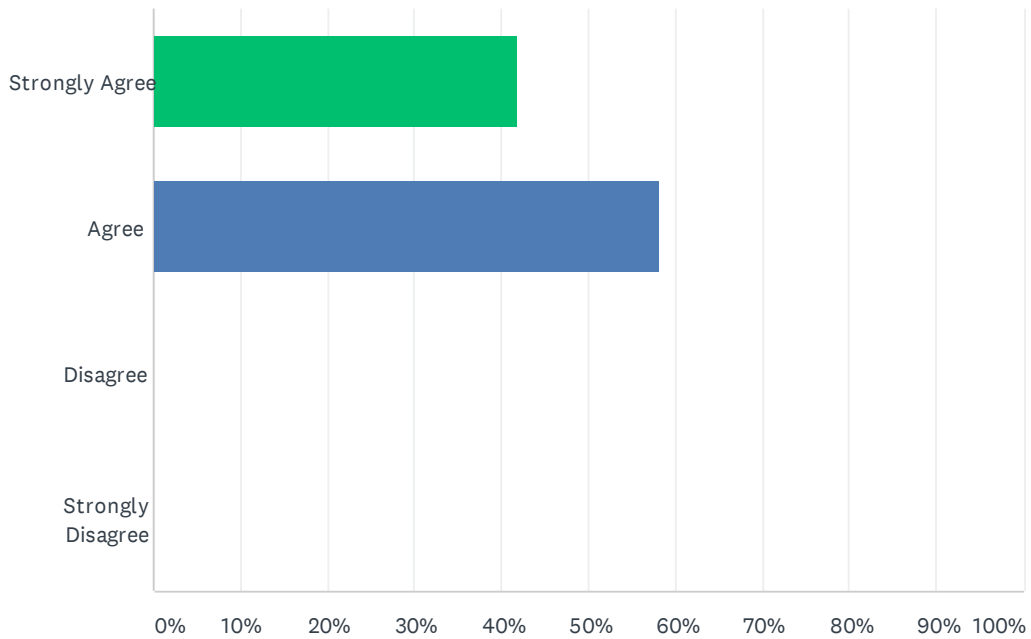
Answered: 31 Skipped: 0



ANSWER CHOICES	RESPONSES	
Strongly Agree	25.81%	8
Agree	54.84%	17
Disagree	19.35%	6
Strongly Disagree	0.00%	0
TOTAL		31

Q10 I am satisfied my school provides the skills and education necessary to be successful.

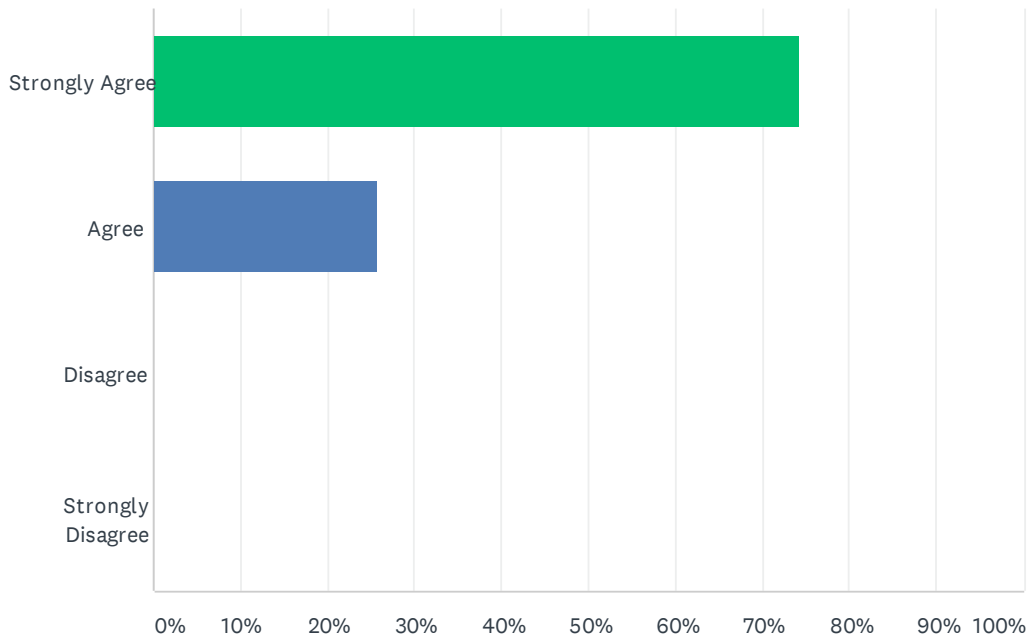
Answered: 31 Skipped: 0



ANSWER CHOICES	RESPONSES	
Strongly Agree	41.94%	13
Agree	58.06%	18
Disagree	0.00%	0
Strongly Disagree	0.00%	0
TOTAL		31

Q11 I am satisfied with my students' access to technology during the school day.

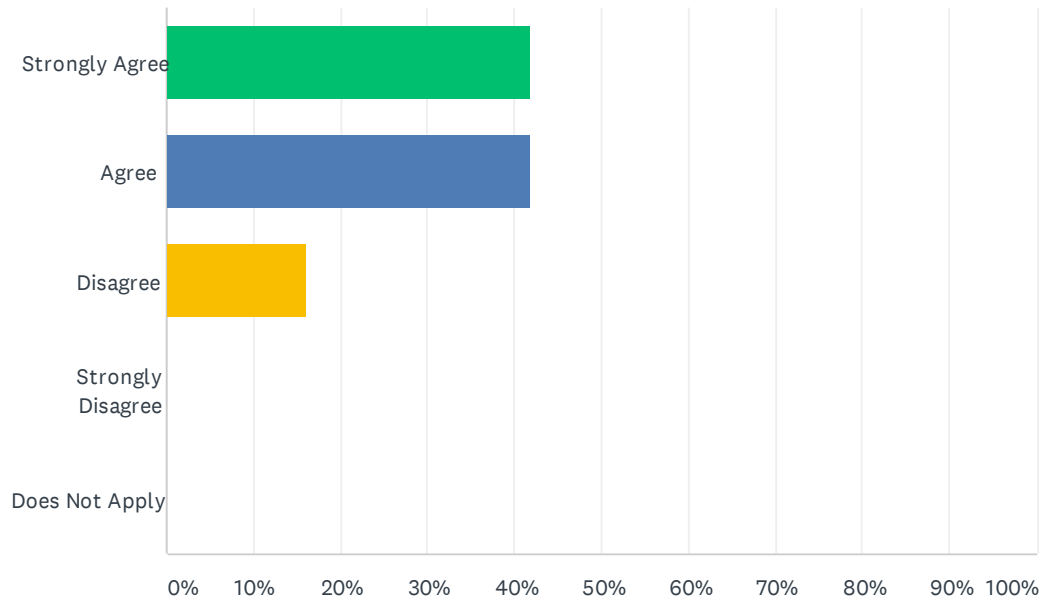
Answered: 31 Skipped: 0



ANSWER CHOICES	RESPONSES	
Strongly Agree	74.19%	23
Agree	25.81%	8
Disagree	0.00%	0
Strongly Disagree	0.00%	0
TOTAL		31

Q12 I am satisfied with my students' access to technology at home.

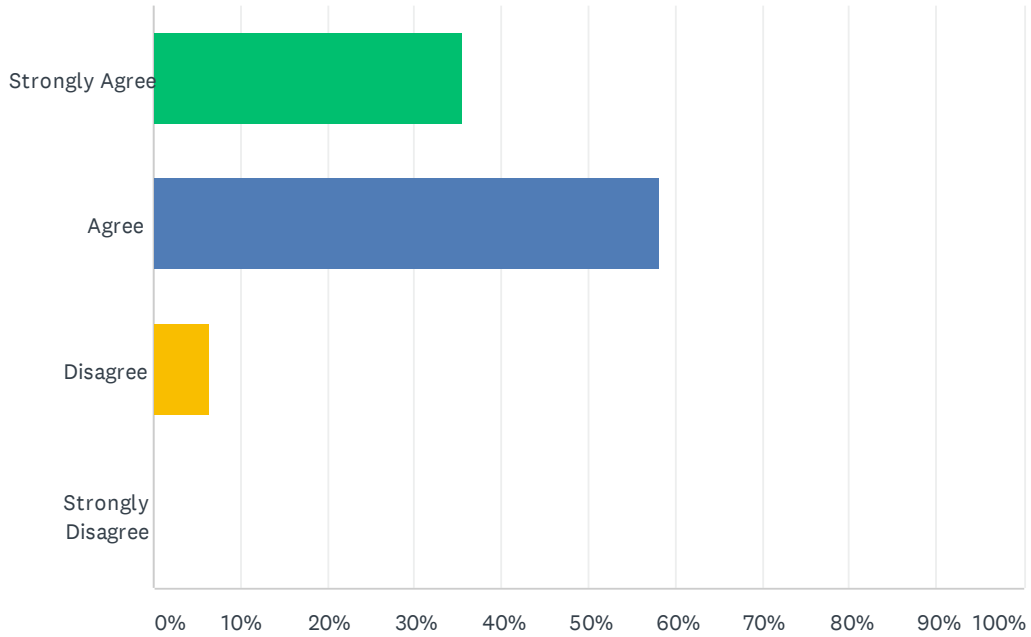
Answered: 31 Skipped: 0



ANSWER CHOICES	RESPONSES	
Strongly Agree	41.94%	13
Agree	41.94%	13
Disagree	16.13%	5
Strongly Disagree	0.00%	0
Does Not Apply	0.00%	0
TOTAL		31

Q13 I have opportunities to grow professionally.

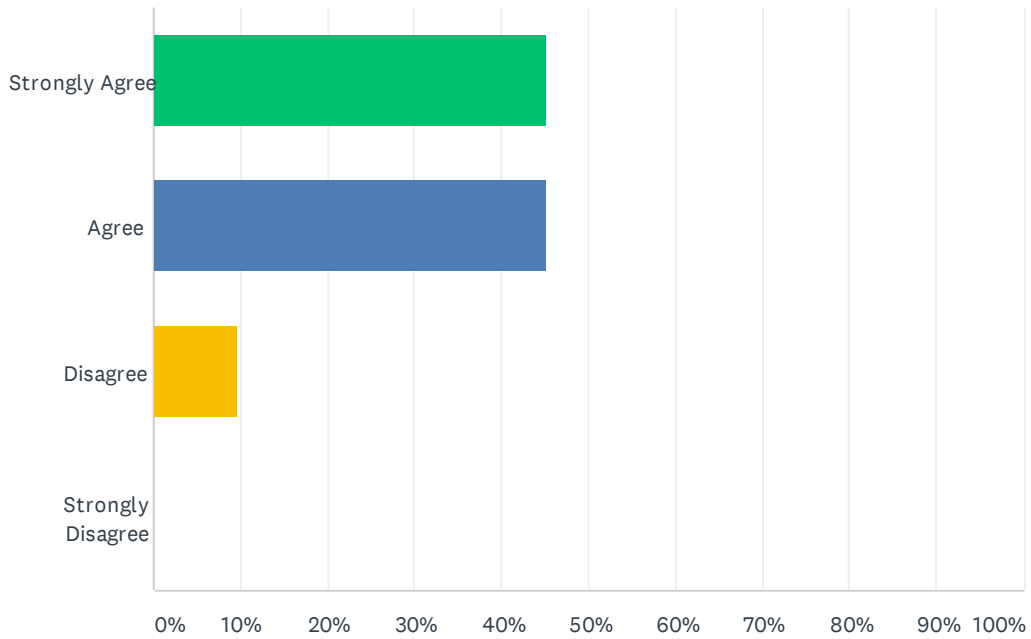
Answered: 31 Skipped: 0



ANSWER CHOICES	RESPONSES	
Strongly Agree	35.48%	11
Agree	58.06%	18
Disagree	6.45%	2
Strongly Disagree	0.00%	0
TOTAL		31

Q14 My school makes me feel my job is important and valued.

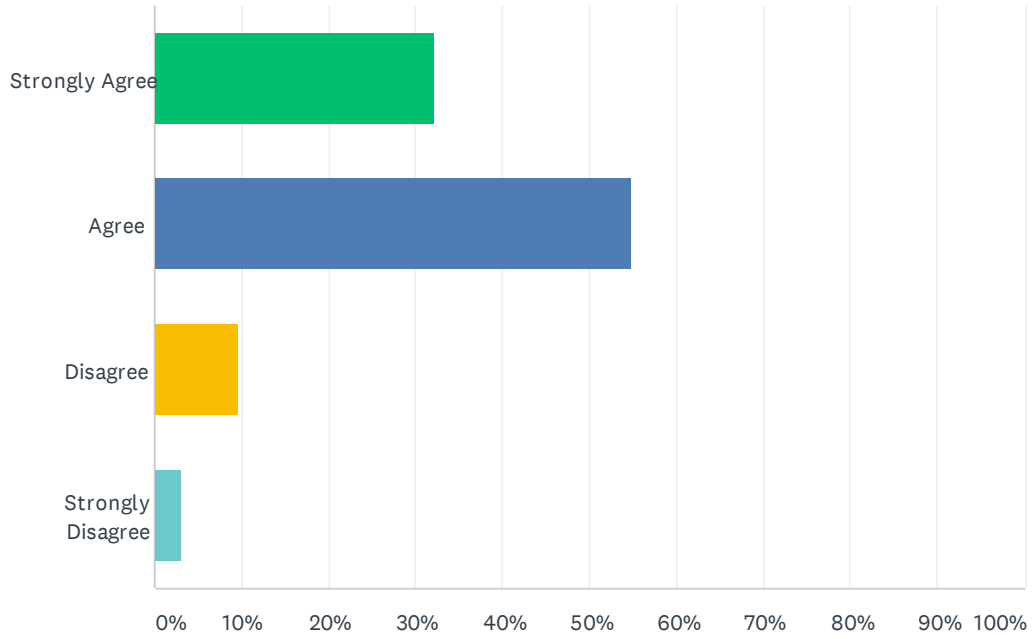
Answered: 31 Skipped: 0



ANSWER CHOICES	RESPONSES	
Strongly Agree	45.16%	14
Agree	45.16%	14
Disagree	9.68%	3
Strongly Disagree	0.00%	0
TOTAL		31

Q15 I feel communication from my campus is effective.

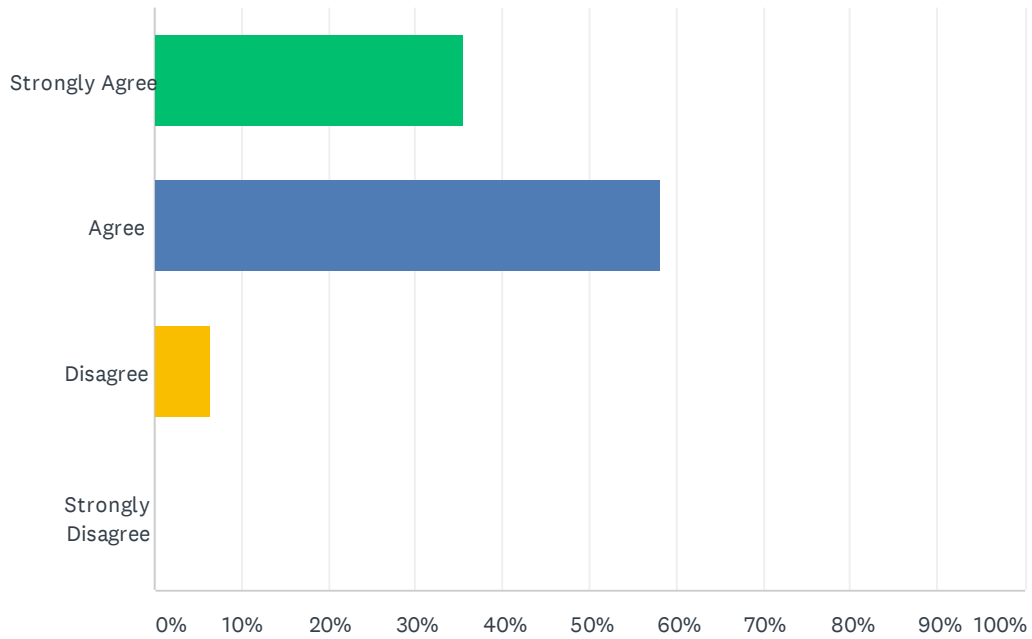
Answered: 31 Skipped: 0



ANSWER CHOICES	RESPONSES	
Strongly Agree	32.26%	10
Agree	54.84%	17
Disagree	9.68%	3
Strongly Disagree	3.23%	1
TOTAL		31

Q16 At my school there is a collaborative culture.

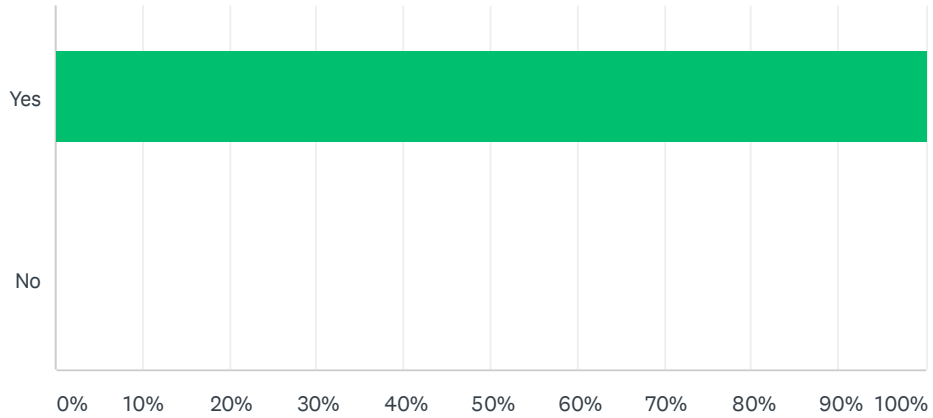
Answered: 31 Skipped: 0



ANSWER CHOICES	RESPONSES	
Strongly Agree	35.48%	11
Agree	58.06%	18
Disagree	6.45%	2
Strongly Disagree	0.00%	0
TOTAL		31

Q17 If asked by a parent, could you advise the parent as to the steps to take to resolve the parent's academic and/or discipline concern with his/her child?

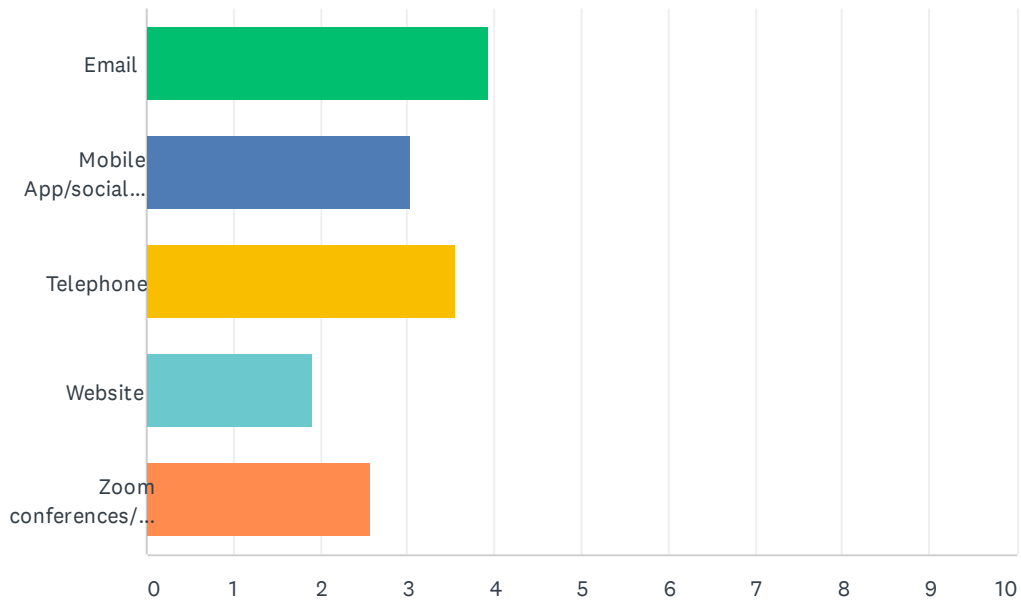
Answered: 31 Skipped: 0



ANSWER CHOICES	RESPONSES	
Yes	100.00%	31
No	0.00%	0
TOTAL		31

Q18 Rank from 1 to 5 ("1 - Most Preferred" to "5 - Least Preferred") your preferred methods, in general, to communicate with parent\guardians.

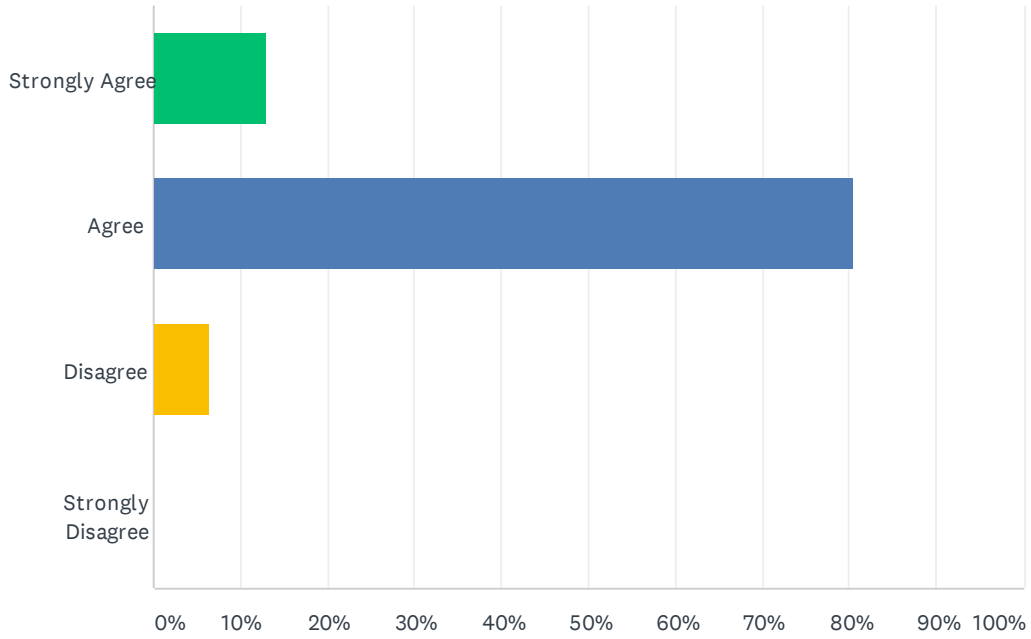
Answered: 31 Skipped: 0



	1	2	3	4	5	TOTAL	SCORE
Email	51.61% 16	12.90% 4	16.13% 5	16.13% 5	3.23% 1	31	3.94
Mobile App/social media	22.58% 7	19.35% 6	22.58% 7	9.68% 3	25.81% 8	31	3.03
Telephone	12.90% 4	48.39% 15	22.58% 7	12.90% 4	3.23% 1	31	3.55
Website	6.45% 2	3.23% 1	9.68% 3	35.48% 11	45.16% 14	31	1.90
Zoom conferences/In-person	6.45% 2	16.13% 5	29.03% 9	25.81% 8	22.58% 7	31	2.58

Q19 I feel communication from the school district is effective.

Answered: 31 Skipped: 0



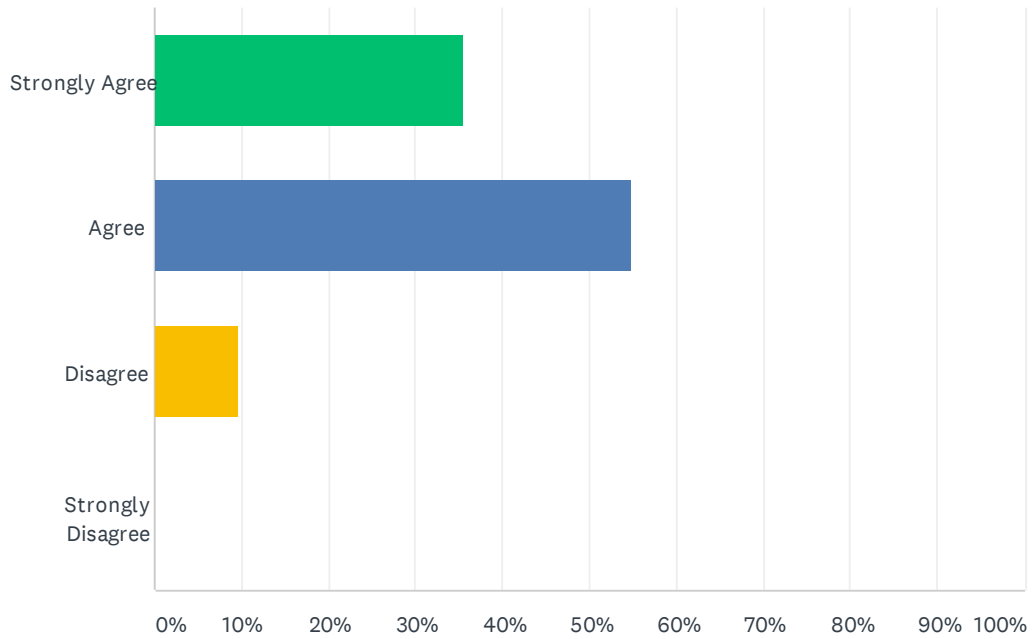
ANSWER CHOICES	RESPONSES	
Strongly Agree	12.90%	4
Agree	80.65%	25
Disagree	6.45%	2
Strongly Disagree	0.00%	0
TOTAL		31

Q20 MCSD wants to ensure that we effectively communicate with all teachers. In the space below, please tell us what the district needs to do to improve our efforts to communicate with teachers.

Answered: 15 Skipped: 16

Q21 Campus administration does a good job of leading my school.

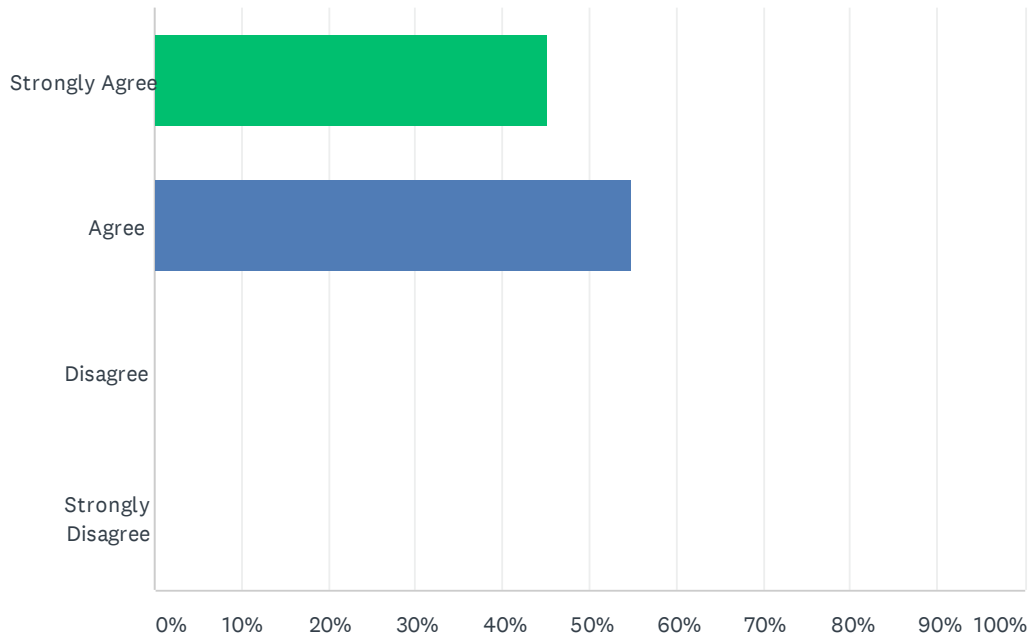
Answered: 31 Skipped: 0



ANSWER CHOICES	RESPONSES	
Strongly Agree	35.48%	11
Agree	54.84%	17
Disagree	9.68%	3
Strongly Disagree	0.00%	0
TOTAL		31

Q22 Relationships between staff members are respectful and responsive.

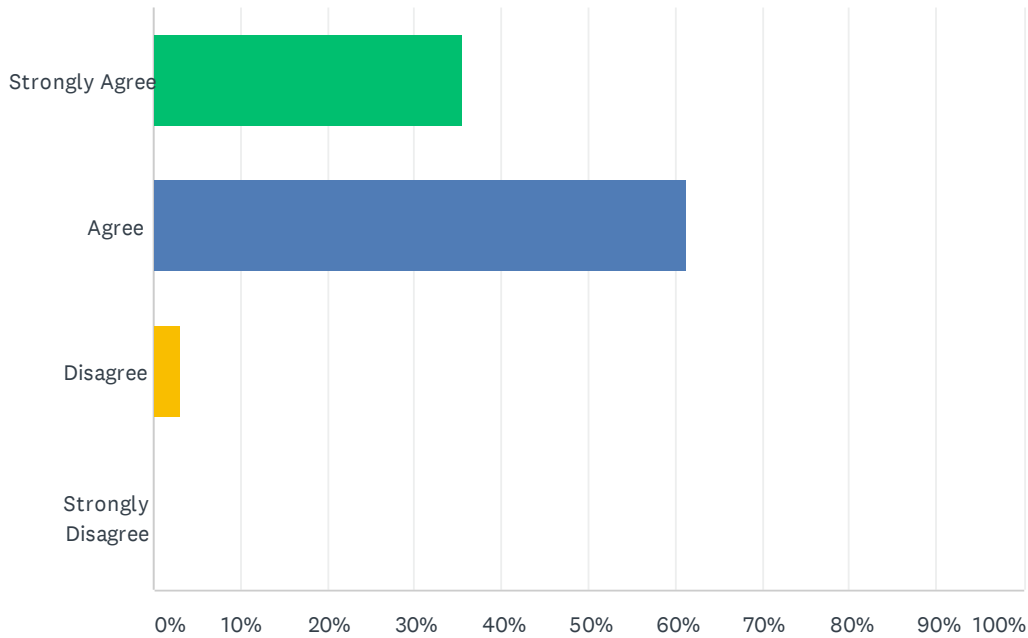
Answered: 31 Skipped: 0



ANSWER CHOICES	RESPONSES	
Strongly Agree	45.16%	14
Agree	54.84%	17
Disagree	0.00%	0
Strongly Disagree	0.00%	0
TOTAL		31

Q23 Given the parameters of the 2020-2021 school year (e.g. social distancing, remote learning), there are consistent initiatives at my school designed to acknowledge excellence and celebrate success.

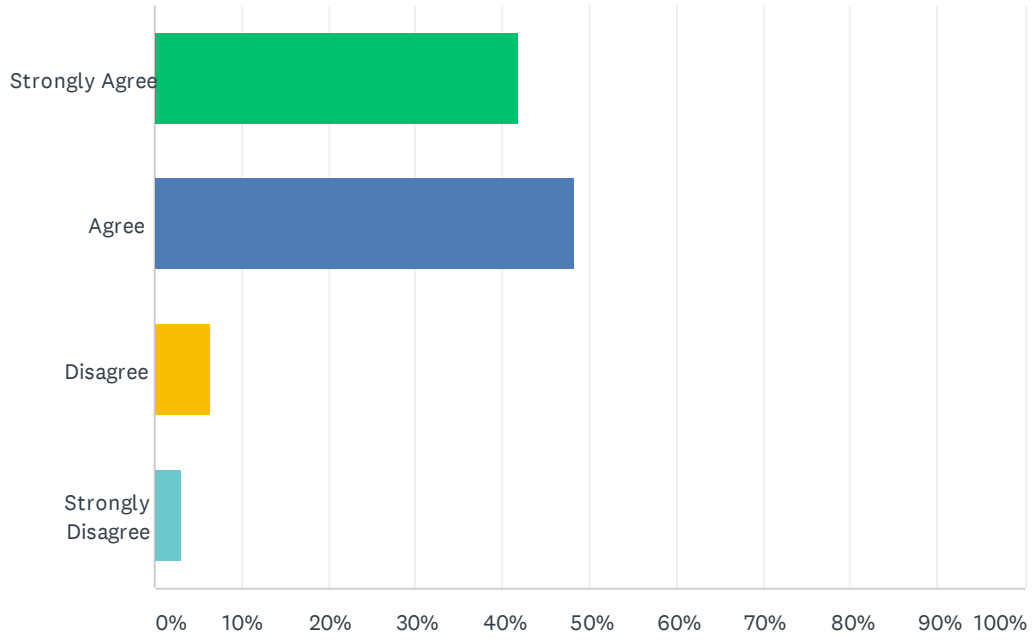
Answered: 31 Skipped: 0



ANSWER CHOICES	RESPONSES	
Strongly Agree	35.48%	11
Agree	61.29%	19
Disagree	3.23%	1
Strongly Disagree	0.00%	0
TOTAL		31

Q24 I have opportunities to give input.

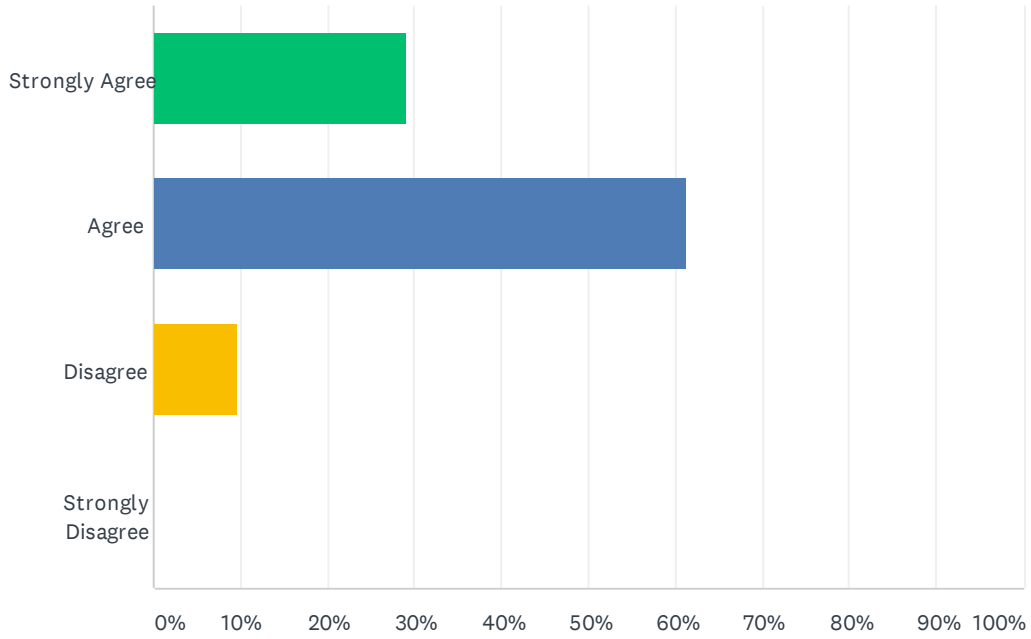
Answered: 31 Skipped: 0



ANSWER CHOICES	RESPONSES	
Strongly Agree	41.94%	13
Agree	48.39%	15
Disagree	6.45%	2
Strongly Disagree	3.23%	1
TOTAL		31

Q25 I am satisfied with the environment at my school.

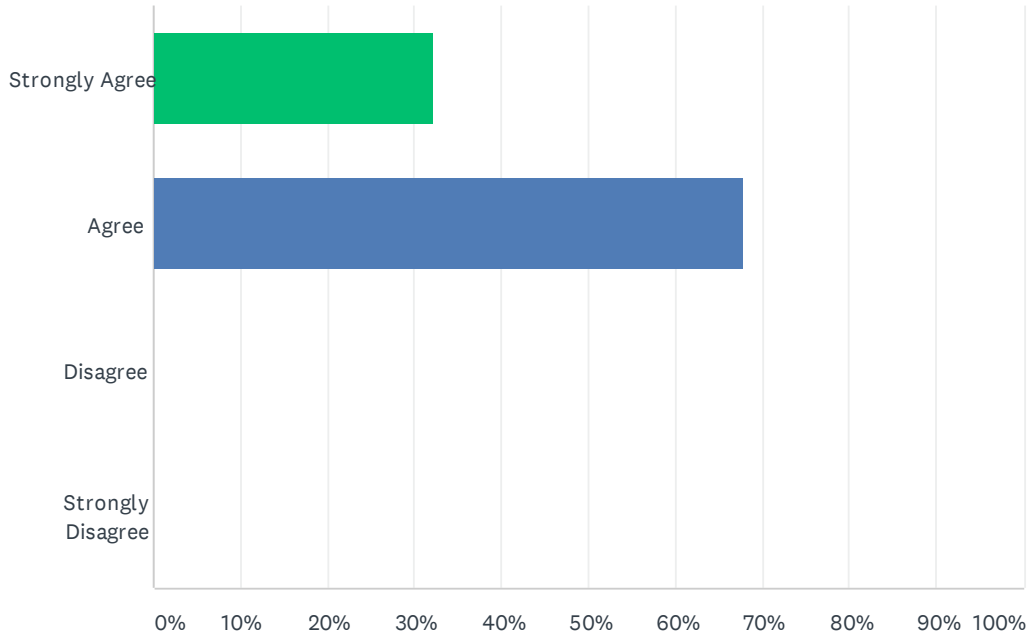
Answered: 31 Skipped: 0



ANSWER CHOICES	RESPONSES	
Strongly Agree	29.03%	9
Agree	61.29%	19
Disagree	9.68%	3
Strongly Disagree	0.00%	0
TOTAL		31

Q26 The overall climate or feeling at my school is positive and helps students learn.

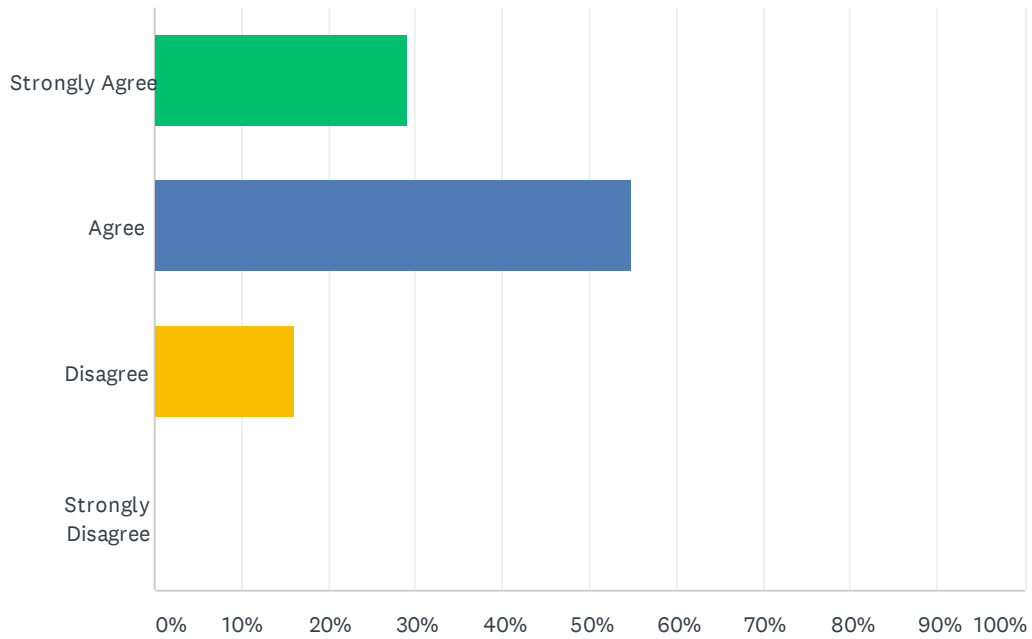
Answered: 31 Skipped: 0



ANSWER CHOICES	RESPONSES	
Strongly Agree	32.26%	10
Agree	67.74%	21
Disagree	0.00%	0
Strongly Disagree	0.00%	0
TOTAL		31

Q27 My opinions matter.

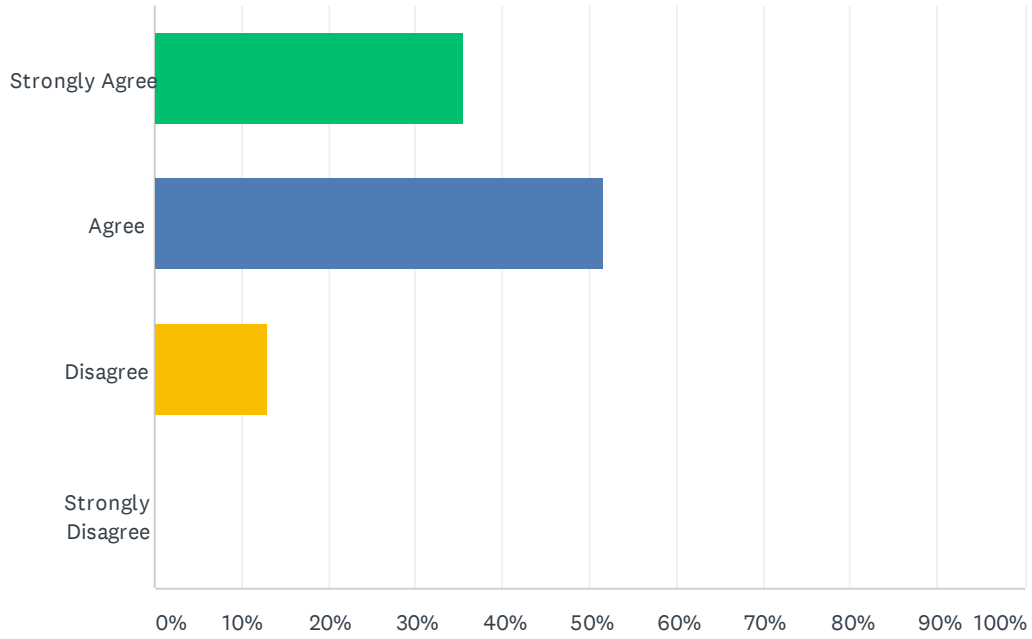
Answered: 31 Skipped: 0



ANSWER CHOICES	RESPONSES	
Strongly Agree	29.03%	9
Agree	54.84%	17
Disagree	16.13%	5
Strongly Disagree	0.00%	0
TOTAL		31

Q28 I am satisfied that my school is safe and secure.

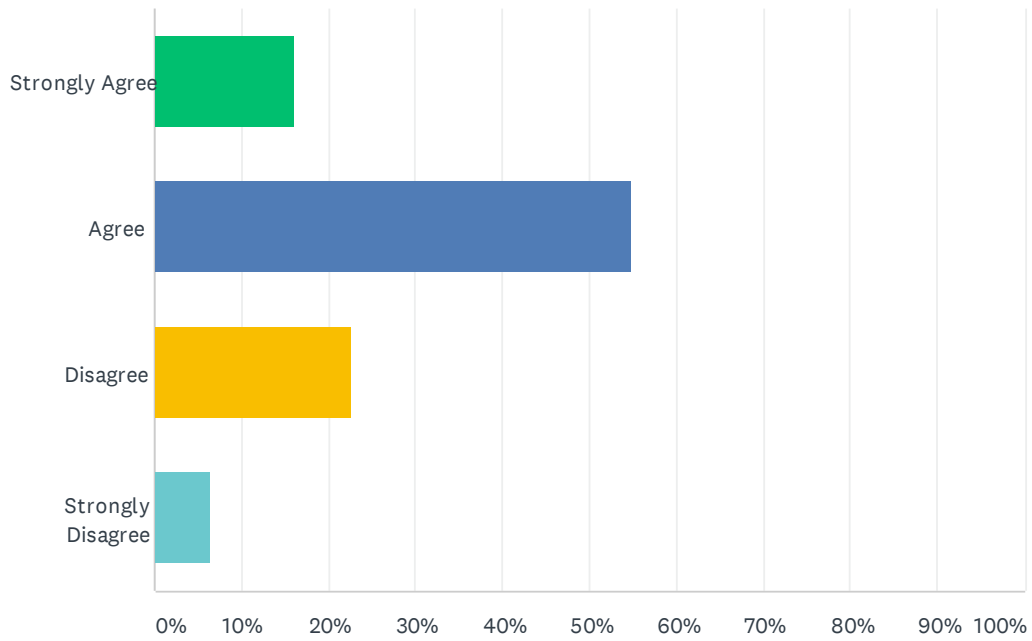
Answered: 31 Skipped: 0



ANSWER CHOICES	RESPONSES	
Strongly Agree	35.48%	11
Agree	51.61%	16
Disagree	12.90%	4
Strongly Disagree	0.00%	0
TOTAL		31

Q29 The school uses adequate disciplinary measures when dealing with disruptive students.

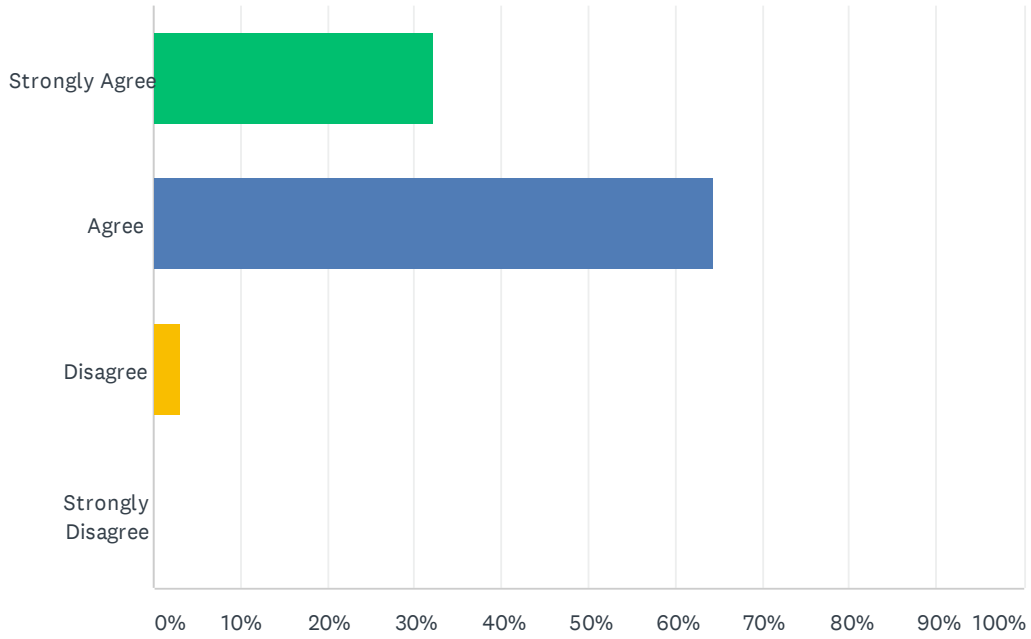
Answered: 31 Skipped: 0



ANSWER CHOICES	RESPONSES	
Strongly Agree	16.13%	5
Agree	54.84%	17
Disagree	22.58%	7
Strongly Disagree	6.45%	2
TOTAL		31

Q30 I am satisfied with the dress code at my school.

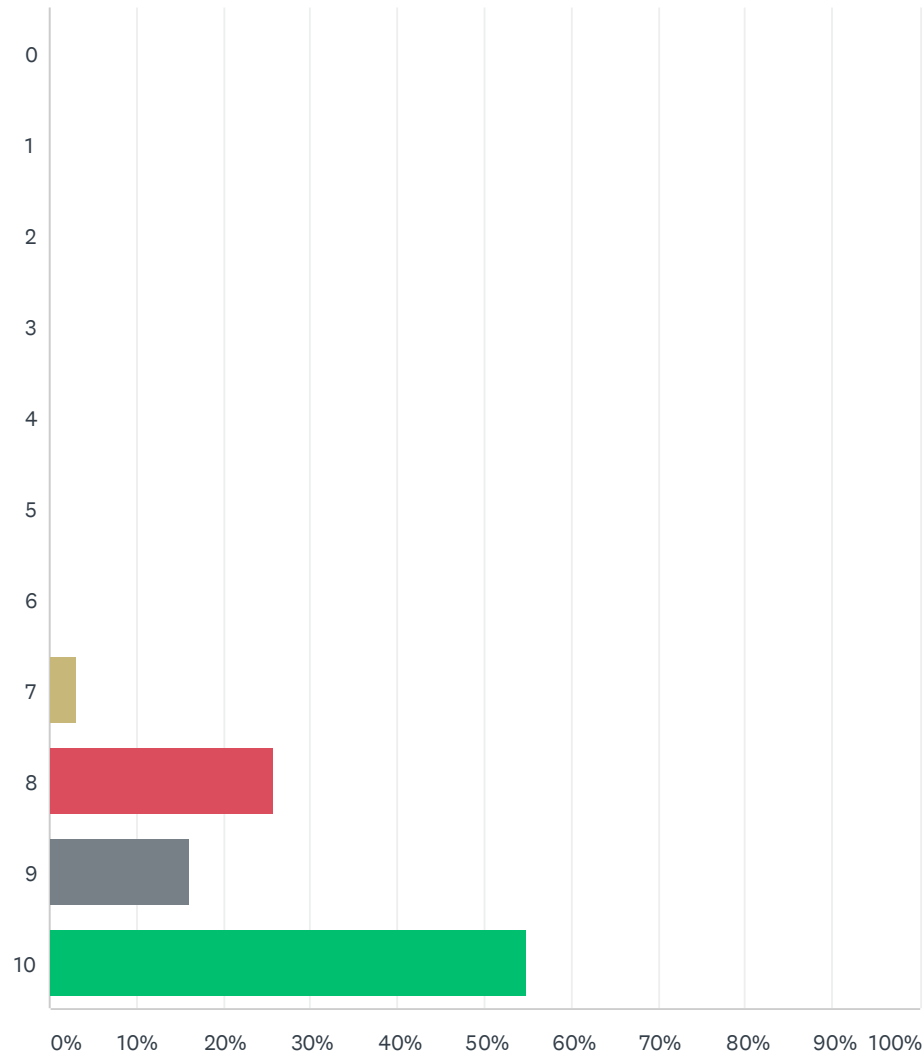
Answered: 31 Skipped: 0



ANSWER CHOICES	RESPONSES	
Strongly Agree	32.26%	10
Agree	64.52%	20
Disagree	3.23%	1
Strongly Disagree	0.00%	0
TOTAL		31

Q31 Thinking about all your experiences with this school, how likely are you to recommend this school to others? (Scale of 0 to 10, where 0 is Extremely Unlikely and 10 is Extremely Likely)

Answered: 31 Skipped: 0



2021 Satisfaction & Engagement Survey- Teachers

ANSWER CHOICES	RESPONSES	
0	0.00%	0
1	0.00%	0
2	0.00%	0
3	0.00%	0
4	0.00%	0
5	0.00%	0
6	0.00%	0
7	3.23%	1
8	25.81%	8
9	16.13%	5
10	54.84%	17
TOTAL		31

Q32 COMMENTS:

Answered: 12 Skipped: 19